

# From the Mountains to the Coast...

## Never Enough Baskets

March 22-25, 2018

Durham, NC

### *Weaving Together*

In 1985 a group of basket makers dreamed about organizing a convention for North Carolina. This year we are continuing the tradition with the 32nd convention. NCBA is now one of the largest basket weaving conventions in the country. There are nearly 1000 NCBA members from around the US (even Alaska and Hawaii) and throughout the world. The convention now has an average of 450 students, about 50 teachers, 25 vendors and 160+ classes offered. Thank you for believing in NCBA and helping to make this a wonderful event year after year.

### *Points to Remember / Tips and Tricks for Newcomers*

- \* Make hotel reservations ASAP! The Sheraton Imperial's phone number is 919-941-5050 or register online at <https://www.starwoodmeeting.com/events/start.action?id=1704032209&key=271578C5>. Be sure to let them know you are with NCBA. Room rates are \$114.00. If you stay at the Sheraton, you will qualify to be in the drawing for a free night's stay (more room nights = more winners).
- \* Please remember to bring your name tag holders. If you have extras, please bring them to share. You will not be allowed in convention areas without a visible name tag. Proper convention ID will be required to enter the Imperial Ballroom (the main weaving floor) for your registered classes as well as the vendor areas, exhibit room and Teacher Marketplace. It is imperative that you wear your convention ID at all times.
- \* To allow for set up of Teachers' Marketplace and Business Meeting, the Imperial Ballroom MUST be vacated no later than 5:30pm on Friday and Saturday evenings.
- \* All raffle tickets must be labeled with your name. Using address labels is a common shortcut. Tickets without names for all raffles will not be honored. Winners must be present or have someone available to pick up the prize.
- \* It is handy to have cash or checks for the Teachers' Marketplace. Not all teachers take credit cards. You will also need checks if you intend to add extra hours in open classes.
- \* If you need to contact an instructor or committee chair, their contact information is in the roster.

### **Mark your Calendar:**

**December 1 - December 15, 2017:** Class registration - Registration rate - \$55

**December 16, 2017 and beyond:** Late class registration - Registration rate - \$65

**December 30, 2017:** Online class registration closes

**January 15, 2018:** Deadline to send in shirt order

**January 27, 2018:** All class fees MUST be received or your name will be removed from the class list

If you have any questions, or if we can assist you in any way, please feel free to contact us at [whitesbaskets@gmail.com](mailto:whitesbaskets@gmail.com) or [basketweaver502@gmail.com](mailto:basketweaver502@gmail.com). For up-to-date information, check: [www.ncbasketmakers.com](http://www.ncbasketmakers.com) or Facebook NCBasketmakers.

See you at convention!

Becki Newsome and Charlene White

# From the Mountains to the Coast...

## Never Enough Baskets

March 22-25, 2018

Durham, NC

# From the Mountains to the Coast...

## Never Enough Baskets

NCBA Convention 2018

### Contents

Points to Remember /Tips and Tricks.....	Inside Cover
Contents.....	Page 1
Convention Volunteers.....	Page 2
Convention Schedule.....	Page 3
How to Register.....	Pages 4 and 5
Janet Adkerson Scholarship Raffle.....	Page 6
Exhibit Room.....	Page 7
Basket Bingo.....	Page 8
Coordinators.....	Page 8
Class Assignments.....	Page 8
Convention Remembrances.....	Page 8
Goody Bags.....	Page 8
Raffle.....	Page 8
Roommates.....	Page 8
Teachers' Marketplace.....	Page 8
Teacher Liaison.....	Page 9
Vendors.....	Page 9
Visitor's Day.....	Page 9
Basket Swap.....	Page 9
Volunteers / Volunteer Raffle.....	Page 9
Shipping.....	Page 10
Hotel.....	Page 10
Class Tools.....	Page 10
Skill Levels for Classes.....	Page 10
Thursday Classes.....	Page 11
Friday Classes.....	Page 18
Saturday Classes.....	Page 25
Sunday Classes.....	Page 33
Teacher Biographies.....	Page 39
Map.....	Inside Back Cover

# From the Mountains to the Coast...

## Never Enough Baskets

March 22-25, 2018

Durham, NC

This brochure is a publication of the North Carolina Basketmakers Association and is available only to its members.

### *NCBA Convention Volunteers*

Appreciation Baskets.....	Blue Ridge Basketmakers
Basket Bingo.....	Pam Mullis
Basket Swap.....	Bonnie Roberson
Brochure.....	Charlene White and Becki Newsome
Brochure Photography.....	Individual Instructors
Class Assignment.....	Katie Lake and Judy Wobbleton
Class Signs.....	Sandra Horvath, Debbie Milligan and Bobbie Royster
Exhibit Room.....	Becky Smith
Goody Bags.....	Juanita Carreon
Jurying.....	Katie Lake and volunteers
NCBA Store.....	Coastal Weavers and Coastal Carolina Basketmakers
Open Classes.....	Katie Lake
Raffle.....	Cape Fear Basketmakers
Registration and Information Center.....	Scott Lovelace and Leo Roberson
Roommates.....	Joanne Skillman
Table Committee.....	Billie Dorris and Tidewater Basketry Guild
T-Shirts / Remembrances.....	Jean Lovelace
Teacher Liaison.....	Wanda Harris
Teachers' Marketplace.....	Charlene White
Vendors.....	Laura Lee and Steve Zanger
Visitor's Day.....	Susan Legaj and Tar River Basketmakers
Volunteer Coordinator.....	Debbie Sheehan
Website.....	Pamela Zimmerman

# From the Mountains to the Coast...

## Never Enough Baskets

### *Convention Schedule*

March 22-25, 2018

Durham, NC

#### **Wednesday, March 21**

##### **Basket Bingo**

#### **Thursday, March 22**

Open Classes

Convention Registration & Information

Hotel Registration

Vendors

Mini Bonus Classes

Classes

Exhibit Room (Accept Baskets)

Basket Swap

Raffle Displays (Accepting Raffle Items)

NCBA Store

#### **Friday, March 23**

Visitors Day Passes Available

Convention Registration & Information

Open Classes

Classes

Vendors

Exhibit Room

Basket Swap

Raffle Display & Volunteer Raffle Display

Teachers' Marketplace

NCBA Store

#### **Saturday, March 24**

Visitors Day Passes Available

Classes

Vendors

Exhibit Room

Raffle Display & Volunteer Raffle Display

Volunteer Raffle Drawing

Annual Business Meeting & Raffle

NCBA Store

#### **Sunday, March 25**

Classes & Mini Bonus

NCBA Store

Vendors

Shipping

#### **\*NEW**

8:30 pm- Imperial Ballroom- Open Weave

10 am - 5 pm - Convention Foyer

11 am - 7 pm - Convention Foyer

3 pm - Hotel Registration Desk

11am – 8 pm - Empire Ballroom; 1st Floor vending/sleeping rooms

1 pm - 3 pm - Imperial Ballroom

1 pm – 10 pm - Imperial Ballroom, Room 101

5 pm - 7 pm - Drop off baskets in Bull Durham Room (No entries will be accepted after 7 pm)

5 pm – 7 pm – Drop off baskets at Registration Desk

Convention Foyer

11am – 8pm- Empire Ballroom

1 pm – 9 pm – Convention Foyer

7:30 am - 6 pm - Convention Foyer

7:30 am - 5 pm - Convention Foyer

7 am - 5 pm - Imperial Ballroom, Room 101

8 am - 7 pm - Empire Ballroom, 1<sup>st</sup> Floor vending/sleeping rooms

9 am - 9 pm - Bull Durham Room

9 am - 5 pm - Baskets will be displayed at Registration Desk,

12pm – 1 pm – Drop off baskets at Registration Desk

7:30 pm - Basket Swap – Convention Foyer

Convention Foyer

8:00 pm - 10:00 pm - Imperial Ballroom

8 am - 7 pm – Empire Ballroom

8 am - 5 pm - Convention Foyer

7 am - 5 pm - Imperial Ballroom, Royal A & B, Crown A, Room 101

8 am – 7 pm - Empire Ballroom, 1<sup>st</sup> Floor vending/sleeping rooms

9 am - 4 pm - Bull Durham Room

Pick up Baskets by 10 pm - Bull Durham

Convention Foyer

6 pm -Volunteer Raffle Table

8 pm - 9:30 pm - Imperial Ballroom

8 am – 7 pm – Empire Ballroom

8 am - Noon - Imperial Ballroom

8 am - 10am – Empire Ballroom

8 am - 10 am - Empire Ballroom, 1<sup>st</sup> floor vending/sleeping rooms

8:30 am - 1 pm Hotel Lobby

# From the Mountains to the Coast...

March 22-25, 2018

## Never Enough Baskets

Durham, NC

### *How to Register*

***It is important that you read carefully and follow these instructions, as some of the information has changed! Really!***

All members of NCBA will receive the 2018 Convention brochure if they are members by July 31, 2017 or have paid the five-dollar late fee by Sept 30, 2017. Teachers at the 2018 Convention must register if they wish to take classes. Those who do not wish to take classes do not need to register.

#### **Registration for Convention**

1. Your NCBA membership must be paid and up to date before you register. To use the online registration, you must already be a member. You cannot use the online system to join NCBA. If you are not already a member, you need to contact the membership chairperson, Becki Newsome @ 252-393-2006 or [basketweaver502@gmail.com](mailto:basketweaver502@gmail.com).
2. Registration fees received on-line or postmarked by December 15<sup>th</sup> will be \$55
3. Registration fees received on-line or postmarked on or after December 16<sup>th</sup> will be \$65.
4. You no longer have to wait until Dec. 1 to send in your registration. You can send it any time before the deadline.
5. **Assignments will be done randomly. There will be no preference given to mailed forms, or to online registrations, they will be treated the same.** If your registration fee has been received by the December 31, 2017 deadline, it will be in the first run of the assignment program.
6. All members will be able to log onto the website to view or change their choices until December 31, 2017. It will be possible to view your schedule when it is available.

#### **Registration by Mail**

Each member will receive a registration form in the Convention brochure. Your registration fee must accompany the registration form along with a **stamped, self-addressed 4 x 9 envelope. Do not send any money** for classes or extra class hours until you have received your class assignments and confirmation from the Class Assignments Committee. You may register and sign up for classes as soon as you receive your Convention brochure. **Plan ahead!!** Registration forms must **be received** (not postmarked) by December 31, 2017. Mail to; **Judy Wobbleton 1325 Oakview Rd. Williamston, NC 27892**

#### **Registration Online**

**First you must create a login and get a password.** Go to the NCBA website at [NCBasketmakers.com/dbstuff](http://NCBasketmakers.com/dbstuff) and click on Member's Page. Follow the directions for creating a login and password.

**PLEASE NOTE: You will need to remember your login name. Write it down!** You might want to try using your first name, or your first name and a number, or initials and part of your name, ex. samj. or sjones. You will receive your password by email, so it is important that we have your correct email in the database. (You might need to wait 5 minutes before you get your password). If the login name is already being used by someone else, you will have to choose another and you will be told it is in use. Online registration fee must be paid with a credit card. Just follow online instructions for paying by credit card. You will need to pay for convention registration before you can choose classes.

# From the Mountains to the Coast...

March 22-25, 2018

## Never Enough Baskets

Durham, NC

**After December 31, 2017, all classes will need to be assigned manually; you can no longer choose your classes online.** You will still be able to register online, but all class choices will need to be emailed to Katie Lake. No additional classes can be added after February 28, 2018, however you will be able to purchase any open classes at convention.

**If you are having trouble,** you can contact Katie at [classassignments@ncbasketmakers.com](mailto:classassignments@ncbasketmakers.com).

### Class Assignments

Class assignments will be posted online the first week of January and an email will be sent at that time with your class assignment notification. If you registered by mail, a hard copy of your class assignment notification will be sent to you in the envelope you provided. If you registered online and would like a hard copy of your class assignment please send a **stamped, self-addressed 4 x 9 envelope to Katie Lake** (see contact information on page 8).

### Cancellations

All convention cancellations **must be in writing before February 1, 2018. A \$30.00 processing fee will be deducted from all refunds.** All refunds will be issued all at once in mid-March. This information is for online registration as well as mail in registration. When you pay for a class, the teacher is coming based on your commitment, therefore there are no refunds for the classes you have paid for, but you can have someone pick up your kits from the teacher at convention.

### Class Fees

All class fees must be received by January 27, 2018 or the class will be forfeited. You may either pay online, or **write a check made out to the teacher for each class. If you are taking more than one class from a teacher, please note that you have to write a separate check for each class.** If you are writing checks please mail to; **Judy Wobbleton 1325 Oakview Rd. Williamston, NC 27892**

### Extra Hour Fees

Your registration fee pays for 16 hours of classes. If you take more than 16 hours of classes, there will be an additional charge of \$3 per hour. This charge can be paid online with a credit card, or by a check made out to NCBA. It should be included with your class fees and is due on January 27, 2018. This also applies to classes purchased at the **Open Classes** table.

### Open Classes

You can purchase a ticket at the convention to attend any open class. They will be listed on our webpage and displayed in the Convention Foyer near the Registration Desk. If purchasing a class brings your total hours above your 16 hours, you will owe NCBA \$3.00 per hour. You need to be prepared to write 2 checks if paying by check.

### One Day Registration \* *NEW*

You may pay \$25 for a one day registration and purchase a class ticket from our open class board. This is located in Convention Foyer near Registration Desk. You will not be eligible for the convention goody bag. There is no pre-registration for a one-day registration class. **(MUST REGISTER AT CONVENTION.)**



# **From the Mountains to the Coast...**

March 22-25, 2018

## **Never Enough Baskets**

Durham, NC

### ***Janet Adkerson Scholarship Raffle***

Janet Adkerson was a charter member of NCBA, who died January 2004. She and her group (Winston-Salem) hosted the first seminar for NCBA, and she was also a convention coordinator. This raffle honors Janet's memory. One name will be drawn from the raffle to win the basket. Additional names will be drawn for scholarships given to members attending next year's convention. How many scholarships are awarded will depend on how many tickets are sold!

#### **Large Diagonal Choctaw Basket with Unique Antique Base by Laura Lee Zanger**



Laura Lee is flattered to be asked to donate a basket for the Janet Adkerson Scholarship Raffle of 2018. She has just made a reproduction basket in cane and it was on my mind. She found it to be a special basket in itself and worthy to be raffled. She believes that every basket has a story and we invite you to read about the story of this basket in this issue of the Reeder's Report.

# From the Mountains to the Coast...

March 22-25, 2018

## Never Enough Baskets

Durham, NC

### *Exhibit Room*

Becky Smith

828-294-0205 [smithbecky@charter.net](mailto:smithbecky@charter.net)

**The Exhibit Room is a gallery setting for NCBA members to show their finest work and all members are encouraged to participate. Class and kit baskets are NOT eligible. All entries must be original designs. One basket per category is allowed. Once a basket has been shown in the Exhibit Room, it is not eligible to compete again.**

If you teach or sell baskets, you **MUST** enter in the Professional/Teacher class. The novice category will accept all types of baskets and be limited to weavers with less than 2 years of experience.

Ribbons will be given for 1<sup>st</sup>, 2<sup>nd</sup> and 3<sup>rd</sup> place winners. Cash awards for 1<sup>st</sup> place are sponsored by PL Butte, Inc. "Blue Ribbon Reed" in the following categories:

	Professional/Teacher	General Membership
Flat Reed (also includes flat/oval)	\$25	\$25
Naturals (oak, maple, ash, woods, etc.)	\$25	\$25
Wire and Textile (wire, waxed linen, waxed cotton, paper, etc.)	\$25	\$25
Mixed Media	\$25	\$25
Wicker (round reed, willow, anything woven "wicker" style)	\$25	\$25
Coiling (anything coiled-pine needles, grass, cords, etc.)	\$25	\$25
Ribbed (any material woven with a "rib" technique)	\$25	\$25
Mold Woven (Nantuckets, Shakers, etc.)	\$25	\$25
Miniature (4" or less)	\$25	\$25
Novice (weavers of less than 2 years, all styles of baskets accepted)	----	\$25
Viewer's Choice	\$100	\$100

On a 3x5 card, in twenty-five words or less, type or print a descriptive statement including: entry name, materials used, special techniques employed, and **THE CATEGORY YOU WISH TO ENTER**. Please **DO NOT** include the weaver's name. On a separate card, include all of the above information AND the weaver's name. All entries are included in the VIEWERS CHOICE category.

Entrants **MUST** be NCBA members, but need not be attending convention to enter. Entries must be delivered to the Exhibit Room between 5:00 pm and 7:00 pm on Thursday, March 22. You will need to sign a release of liability to NCBA and our hotel host, and sign a statement of originality. Liability for your basket should be covered under your homeowner's insurance policy.

Entrants will receive one ticket for the raffle per item entered.

Entries may be viewed Friday and Saturday from 10:00 am to 5:00 pm. Voting on Friday will be from 9:00am to 5:00pm. On Saturday, voting will be from 10:00 am to 2:00 pm. At 2:00 pm, names will be placed on the entries and viewing will continue until 5:00 pm.

**Awards for winning baskets will be presented immediately following the annual business meeting.**

All entries must be picked up within one hour after the close of festivities on Saturday evening from the exhibit room.

**PHOTOS ARE ALLOWED IN THE EXHIBIT ROOM**

**- WITHOUT YOUR PARTICIPATION IT'S JUST AN EMPTY ROOM -**



# From the Mountains to the Coast...

## Never Enough Baskets

March 22-25, 2018

Durham, NC

### *Convention Coordinator*

**Becki Newsome**

252-393-2006, [basketweaver502@gmail.com](mailto:basketweaver502@gmail.com)

and

**Charlene White**

252-671-4868, [whitesbaskets@gmail.com](mailto:whitesbaskets@gmail.com)

### *Class Assignments*

**Katie Lake**

304 Channel Run, Washington, NC 27889

252-975-4669, [katieolake@gmail.com](mailto:katieolake@gmail.com)

**Judy Wobbleton**

1325 Oakview Rd. Williamston, NC 27892

252-792-4301, [jwobbleton@embatqmail.com](mailto:jwobbleton@embatqmail.com)

### *Convention Remembrances (t shirts, etc.)*

**Jean Lovelace**

828-256-9289, [s-jlovelace@charter.net](mailto:s-jlovelace@charter.net)

### *Basket Bingo*

**Pam Mullis,**

910-358-3849, [reedartdesignsbypam@gmail.com](mailto:reedartdesignsbypam@gmail.com)

### *Goody Bags*

**Juanita Carreon**

252-622-1405, [basketaddict2013@gmail.com](mailto:basketaddict2013@gmail.com)

### *Raffle*

**Cape Fear Basketmakers**

**Joan Thomas**

910-822-0876, [ejoanthomas@aol.com](mailto:ejoanthomas@aol.com)

The raffle is a very important part of our convention activities, as it helps to reduce the overall cost. The NCBA convention is dependent on member donations and the purchase of raffle tickets. Thank you for your continued support and doing your part to make this an exciting event.

### *Roommates*

**Joanne Skillman**

803-649-9356, [jskillma@bellsouth.net](mailto:jskillma@bellsouth.net)

# From the Mountains to the Coast...

March 22-25, 2018

## Never Enough Baskets

Durham, NC

### *Teachers' Marketplace*

**Charlene White**

252-671-4868 [whitesbaskets@gmail.com](mailto:whitesbaskets@gmail.com)

On Friday night (8:00 pm - 10:00 pm), you are invited to the "Teachers' Marketplace." All teachers who wish to participate may set up to sell anything basket-related: patterns, kits, supplies, their own baskets, basket jewelry, etc. We ask that all selling take place here in order to avoid class interruptions. Do not approach teachers in their classes, please wait to buy from them during the marketplace. Your cooperation is appreciated!

### *Teacher Liaison*

**Wanda Harris**

910-330-0877,

### *Vendors*

**Laura Lee and Steve Zanger**

910-602-3308, [llzanger@aol.com](mailto:llzanger@aol.com)

### *Visitor's Day*

**Susan Legaj and Tar River Basketmakers**

252-442-5659, [smlegaj@suddenlink.net](mailto:smlegaj@suddenlink.net)

Anyone who is not registered for the convention may visit the convention on Friday March 23rd from 1:00pm-9:00pm or all day Saturday, March 24th. NCBA Membership is not required to attend on Visitors Day. Visitors must pay \$10.00 and may visit the exhibit room and vendors. **The classrooms are not open to visitors or those not registered for the convention.**

### *Basket Swap*

**Bonnie Roberson**

910-295-1245, [basketsuptown@centurylink.net](mailto:basketsuptown@centurylink.net)

Basket Swap will be held prior to Teacher's Market Place in the Convention Foyer, and will begin at 7:30pm on Friday night. Baskets may be dropped off between 5:00pm – 7:00pm Thursday and Friday from 12:00pm-1:00pm at Registration Table. Baskets will be on display from 9am - 5pm on Friday at the Registration Desk. **Please tag your basket with your name and address.** Each participant will receive two volunteer tickets for the raffle.

### *Volunteers/Volunteer Raffle*

**Debbie Sheehan**

910-395-2178, [dwsheehan1960@gmail.com](mailto:dwsheehan1960@gmail.com)

NCBA is a volunteer organization. Please consider giving an hour or two (or 10) to help with the various committees/ No amount of time is too little. The committees that frequently need help are visitor's day, raffle, exhibit room, NCBA store and goody bag assembly. Volunteers work hundreds of hours to make the convention successful. If your spouse wishes to volunteer, please contact the volunteer coordinator IN

# From the Mountains to the Coast...

March 22-25, 2018

## Never Enough Baskets

Durham, NC

ADVANCE so their nametag can be made. If you wish to make a donation for the volunteer raffle please contact Debbie Sheehan.

Volunteers MUST be listed with registration in order to participate in the raffle. *One ticket per hour of work ahead of convention and two tickets per hours worked at convention* (limit 50 tickets per person) will be issued to each volunteer for the **Volunteer Raffle**. **This year's raffle will be held at 6 pm Saturday at the volunteer table.** Please be present or give your tickets to someone who can collect for you. All tickets must have names on them. Tickets without names will not be honored.

### *Shipping*

Packaging Express will be available Sunday from 8:30am-1:00pm in the lobby to handle shipping.

### *Hotel*

NCBA Convention 2018 will be held at the Sheraton Imperial Hotel and Convention Center in Research Triangle Park, NC. The room rate is \$114.00/room/night + tax. This year the Sheraton will have mini fridges in all rooms. This rate is available until Feb. 22, 2018. Call 919-941-5050 or go online at <https://www.starwoodmeeting.com/events/start.action?id=1704032209&key=271578C5> to make your reservations. Make sure to request the group rate with NCBA. There is an airport shuttle service.

We will have a special drawing for all participants who are registered at the Sheraton Imperial Hotel. The winner will receive one-night discount from their bill at check-out. The number of room nights that are booked will determine if there is more than one drawing. Book your room now!

### *Class Tools*

Basic tool requirement, unless otherwise stipulated in class description: Basketry shears or scissors, tape measure, pencil, clothes pins, awl or similar tool, sharpened knife and container for water. Many items will be available through convention vendors.

### *Skill Levels for Classes*

**Beginner...** Little to no weaving experience with the material being used. Example: you have woven with flat reed and the class you wish to take is a round reed which you have not tried.

**Beginner/Intermediate...** Still a beginner but ready for something more challenging.

**Intermediate...** Skilled at basic techniques with material being used. Weaver has no trouble setting up bases, twining, over-under weaves and rims using the material of the class offered.

**Intermediate/Advanced...** Still an intermediate weaver but ready to try something more challenging.

**Advanced...** Have mastered all basic skills and ready to try new techniques, fibers, shaping, and creative methods.

**All Levels....** All level classes are offered to students from Beginner to Advanced skills. Teacher feels student will have no difficulty in completing project.

# From the Mountains to the Coast...

## Never Enough Baskets

March 22-25, 2018

Durham, NC



THMB2118 Thursday 1pm-3pm

### Aromatic

**Mary and Jimmie McKinzie**  
Washington, IL

Set the mood with a lovely scented candle nestled in a beautiful basket! The kit includes a wood base, space-dyed reed, and the candle which also serves as the mold for the basket. Multiple color choices will be available for the reed and the scented candle.

2 Hrs. Mini Bonus 3 1/2" H x Dia. 5"

**All Levels \$20**



THMB2165 Thursday 1pm-3pm

### Mini Plaited Cedar

**Dona Nazarenko**  
Turnbridge, VT

Cedar was harvested by instructor while in Alaska. My woven birch decorations are similar but methods are completely different. This little miniature gem comes with a mold to hold all in place as you **weave**. It has a lid and can be hung by a leather cord. Uniquely yours all will be different.

2 Hrs. Mini 1 1/2" L" x 2" W x 3 1/4" Dia.

**Intermediate \$20**



THMB2292 Thursday 1pm-3pm

### Woven Eggs

**Juanita Carreon**  
Havelock, NC

Eggs are woven with round reed. Students will learn to start weaving egg with round reed not twine. Shaping of egg is very important to keep the egg shape. There will be reed to weave three eggs in colors as shown.

2 Hrs. Mini 2 1/4 L" x 2 1/2" H

**All Levels \$20**



THMB236 Thursday 1 pm-3pm

### Beach Time

**Debbie Hurd**  
Garfield, AR

Fast, easy and fun door/wall basket to weave by adding a few color overlays add interest. The handle is pre-painted and a choice of metal medallion is added to the side with some extra ocean themed embellishments. Students will need a small bent tip packer.

2 Hrs. Mini 2" W x 8" L x 14" H

**All Levels \$28**



THMB278 Thursday 1pm-3pm

### How To Make a Round Wrapped Start

**Pamela Zimmerman**  
Washington, NC

Tired of always needing a "start" for coiling? Learn to make a basket "from nothing." This is the perfect beginning traditional in many native forms. Work intinesively on this technique, make as many starts as you can and coil basket later. (Only starts are made in class.) Class includes a video CD.

2 Hrs. Mini Bonus Varies

**All Levels \$15**



THMB298 Thursday 1pm-3pm

### Necklace Knot

**Elaine Sinclair**  
Salem, WV

Students will make 3 knots in class. Cording will be available for necklace. A larger knot is beautiful as an ornament or basket embellishment.

2 Hrs. Mini Bonus 2 1/2" L

**All Levels \$10**

# From the Mountains to the Coast...

March 22-25, 2018

## Never Enough Baskets

Durham, NC



TH/FR10295 TH 3pm-8pm/ FR 8am-3pm

### Hearth and Home

**Penny Burchfield**

Roxboro, NC

This basket is woven on an 8x20 d-handle with a filled base. Dyed maple strip will be accented with smocking technique and triple twining. Student will learn how to taper spokes and finish off rim to mimic smocking. Inc. is a premade 4" quilt block for embellishment. Color & block choices  
10 Hrs. 8"W x 12" L x 13" H

**Inter/Advanced**

**\$60**



TH4116

Thursday 3pm-8pm

### Hang Up

**Dona Nazarenko**

Turnbridge, VT

Very practical and handy is this small wall basket you can hang up or sit anywhere. Done in a plain weave with triple twining at the top adds a touch of color. Matching leather handle fits to a lashed rim.

4 Hrs.

3" W x 7 1/2" L x 9" H

**All Levels**

**\$32**



TH4149

Thursday 3pm-8pm

### Hang'em High

**Peggy McCarson**

Simpsonville, SC

A storage basket on a hanger! The base is a filled in base; the sides feature a cross-stitch pattern with start-stop weaving. If the hanger is woven in the middle of the basket (under the rim), then use your basket in a closet. Put the hanger on the back of the basket and hang on a wall or door. Contact Peggy for color choices (pmccarson@charter.net).  
4 Hrs. 6" W x 12" L x 6"H

**All Levels**

**\$38**



TH4201

Thursday 3pm-8pm

### Skewarkey Floor

**Judy Wobbleton**

Williamston, NC

This sturdy basket is woven in an over, under pattern on a round wooden base. Students will learn my technique for inserting stakes in a slotted base. Emphasis will be on maintaining a nice round shape as you weave the sides of the basket. Basket is finished with two oak side handles.

4 hrs. 10.5"H with handles x 12"D

**Beginner**

**\$47**



TH4253

Thursday 3pm-8pm

### Snack Plate

**Eileen LaPorte**

Washington, MI

This is a basket that I saw many years ago in a Japanese book. With some simple weaving techniques you will weave a lovely tray for your table. Using dyed spokes, the outside braid will be a stand out. There will be other braids on the underside. Pattern will include information on other sizes like a coaster. Materials for two snack plates.

4 Hrs.

1/2" H x 12" Dia.

**Beg./Intermediate**

**\$45**



TH4256

Thursday 3pm-8pm

### Rising Up

**Eric Taylor**

McMinnville, TN

The newest addition to the Cottage Smalls Collection, "Rising Up" features a unique base that proudly lifts the basket up. Rising Up also boasts flaring cherry ear handles and is woven with brown ash alternating width uprights. Nimble fingers and good eyesight are a must. Bring a portable light if you have one.

4 Hrs.

2" W x 4" L x 2"H

**Intermediate**

**\$75**



# From the Mountains to the Coast...

March 22-25, 2018

## Never Enough Baskets

Durham, NC



TH4434 Thursday 3pm-8pm

### Come To My Garden

**Debbie Hurd**  
Garfield, AR

This basket has a woven bottom with fillers, start/stop weaving and overlays. The handle is semi wrapped and a butterfly knot is added on top. The double lashing is done in a "V" style and an enamel "Herb" sign is attached last. Great basket for any gardener. Black & green colors only.

4 Hrs. 8"W x 16"L x 4"H

**Intermediate \$38**



TH465 Thursday 3pm-8pm

### Purple Fusion

**Julie Kleimrath**  
Grand Junction, CO

Woven on a round wood base using dyed round reed and mini-seagrass. Shaping will be a big feature for this basket. The weaving pattern is a little tricky but fun once you get the hang of it! The basket is finished with a wood and wire swing handle and a really fun lashing design.

4 Hrs. 3"H x 7"D

**Beg/Intermediate \$40**



TH477 Thursday 3pm-8pm

### Keepsake Shell Necklace

**Pamela Zimmerman**  
Washington, NC

Weave a freeform pattern on a found shell - a great way to make rocks and shells into travel keepsakes. Learn to incorporate different colored pieces of thread for a layered, multi-toned look or make your lace all one color. Many color choices! Bring personal light, magnifier.

4 Hrs. 2" varies by shell

**All Levels \$28**



TH489 Thursday 3pm-8pm

### Bicycle Basket

**Billy Owens**  
Jenkins, MO

The Bicycle Basket is made of hand split White Oak from trees I cut and prepare by hand, it is one of the newest baskets I teach and has a rectangle woven oak herringbone bottom and D shaped at the top and comes with 2 Leather straps for attaching to you bike. I will share all things concerning White Oak, how I select, cut and prepare the tree into suitable weaving material. The basket will be woven on a mold and everyone should finish in class and leave with a beautiful, functional and sturdy basket that will last a lifetime.

4 Hrs. 6"W x 12"L x 8.5"H

**All Levels \$70**



TH494 Thursday 3pm-8pm

### Lidded Treasure

**Carolyn Kemp**  
Lancaster, SC

Students will work with spaced dyed reed concentrating on keeping the corners of the basket square and the sides straight. Once the basket is woven the lid will be custom fitted to the basket. Then to finish, the students will do a four strand braided fastener for the closure and hinges.

4 Hrs. 7"W x 14"L

**Beg/Intermediate \$45**



TH6105 Thursday 3pm-10pm

### Vicki and Me About Town

**Elaine Sinclair**  
Salem, WV

WOW! What a tote. A good "BIG" tote for beginners to learn. The filled bottom makes sure you don't lose anything while shopping. Start stop weaving, chicken scratch feet turn backs on the fillers, twining and X'ing all around will be taught. Color of Leather handle will decide the color of the basket. Various Colors will be available.

6 Hrs. 9"W x 16"L x 11"H

**All Levels \$60**



# From the Mountains to the Coast...

March 22-25, 2018

## Never Enough Baskets

Durham, NC



TH6108 Thursday 3pm-10pm

### Beginner Twill

**Char Ciammamichella**  
Aurora, OH

This is a great beginner twill woven basket. Students begin on an oval wood base. Techniques used will be start/stop as well as an over 2, under 1, twill weave. Also for the beginner, techniques include correct scarfing for overlapping, rimming and lashing. Shaping and learning the twill weave are stressed throughout this basket. Several different colors will be available.

6 Hrs. 7" W x 13" L x 6"H

**All Levels \$42**



TH6143 Thursday 1pm-8pm

### Tapestry Basket

**Anne Bowers**  
Kearneyville, WV

This basket is so unique...woven on a plastic mold that stays in the basket upon completion, students will start with a wood base with spokes that are already inserted. Weavers include waxed linen, cane, chenille yarns, and wire. Students will make their own choices of how to weave their landscape. A uniquely lashed rim completes the basket.

6 Hrs. 2.5"W x 8"D

**Intermediate \$60**



TH6146 Thursday 3pm-10pm

### Cross Hatch Container

**Ruth Garcia**  
Westerly, RI

Cross Hatch is a small container to hold 'Q-Tips' or other small items. The container is woven over a glass mold where tapered cherry staves are inserted into the cherry base. Students will weave with Carriage Cane. The container is completed with a one-piece rim, cover and knob that are pre-finished.

6 Hrs. 4.5"H x 3.25"D

**All Levels \$65**



TH6158 Thursday 3pm-10pm

### Sculpting with Willow and Copper

**Judy Zugish**  
Marysville, WA

Would you like to explore a shapely form in basketry? Sculpted vertically in my hand prepared willow barks, this basket is woven open with copper wire. By choosing a blend of material and technique for strong shaping potential, much will be learned, but the process is quiet and meditative. I kept it simple, for all levels, and miniature, for the pleasure of lap weaving.

6 Hrs. 2" W x 7"H

**All levels \$52**



TH6167 Thursday 3pm-10pm

### Tool Keeper

**Kathy Taylor**  
Hohenwald, TN

This is a handy neck pouch. The basket is woven with hand pounded black ash over a mold. It was originally designed to corral my tools when teaching classes. I have also used it for my cell phone when wondering around a craft fair or flea market. Students will learn a new way of filling the bottom and sides of a basket.

6 Hrs 3 1/2" W x 4 3/8" L x 6 1/2" H

**All Levels \$49**



TH6174 Thursday 3pm-10pm

### Philly

**Candace Katz**  
Springdale, AR

Phily is all about round reed, starts on an ash base with holes drilled for the spokes. Several round reed techniques are used to create this basket continues chase, triple twining, 4-rod wale, rolled boarder and the addition of the Philodendron leaf sheath. The sheath can be omitted if desired. Several colors will be available and a variety of buttons for embellishment.

6 Hrs. 5 1/2 " H x 7" Dia.

**Intermediate \$42**

# From the Mountains to the Coast...

## Never Enough Baskets

March 22-25, 2018

Durham, NC



TH6210 Thursday 3pm-10pm

### Sciob

**Bonnie Gale**  
Norwich, NY

This classic Irish basket starts with a large round base with a most unusual weave in the middle of the base. A ring of white willow is included in the weaving. A wale is followed by staking up. The short siding is in three rod waling. A rod border completes this sturdy basket

6 Hrs 4"H x 15"D

**Beg/Intermediate \$85**



TH6226 Thursday 3pm-10pm

### Stepping Stones

**Gina Kieft**  
Rothbury, MI

This beautiful twill weave pattern includes 3/3 twill and over 1/under 1 weaving to create an eye catching design. Students will be contacted prior to class via email for their two color choices to weave. A notched handle will top the basket for easy carrying. Double lash the rim with waxed linen.

6 Hrs 7"W x 11"L x 10"H

**Inter/Advanced \$50**



TH623 Thursday 3pm-10pm

### Ash Bark Purse

**Jennifer Lee**  
Plainfield, MA

This "cat's eye" or scored and folded curved bottom bark basket is a world wide indigenous container still in use today. Learn about harvesting bark and roots, sew with spruce roots, you'll split and prepare. Split a red willow branch to fit the inner and outer rim.

6 Hrs 10"W x 10"H x 6"H

**All Levels \$70**



TH6236 Thursday 3pm-10pm

### Tulip For Sandy

**Sharon Klusman**  
Tallmadge, OH

Begin with a wooden base and insert half natural and half dyed spokes. The center of this basket is start/stop weaving and near the top you will twine with color and learn descending rows to achieve this tulip like shape. Tuck your spokes and rim with dyed seagrass and wax linen for the perfect finish! Variety of colors available

6 Hrs. 4"H x 8"D

**All Levels \$37**



TH6243 Thursday 3pm-10pm

### Richmond Pail

**Selena Straughn**  
Moundsville, WV

Richmond Pail was designed after I saw a weaver at the Indiana convention with a beautiful woven bucket. That inspired me to design an 8 quart stainless steel water pail. Slotted wood base will be attached. Students will insert spokes, chase weave, 3 and 4 rod wale, twine with flat and wire. Weave hills and valleys with smoked reed. Every weavers needs a water pail.

6 Hrs 9"H x 8-10"D

**Intermediate \$40**



TH6272 Thursday 3pm-10pm

### Cedar Bud Vases

**Pam Talsky**  
Waterford, WI

Learn the joy of weaving with hand harvested and prepared western red and Alaskan yellow cedar from Thorne Bay, Alaska. One is done in a classic clam basket pattern of cross warp. The other in the fine, water tight weaving with yellow cedar and skip stitch design. Woven over class tubes. Finished with cordage you make out of the yellow cedar bark or leather chord.

6 Hrs. 5.5-6" w/o handle x 1"D

**Intermediate \$50**

# From the Mountains to the Coast...

## Never Enough Baskets

March 22-25, 2018

Durham, NC



TH630 Thursday 1pm-8pm

### Parade of Baskets Bracelet

**Barb McNally**  
Indianapolis, IN

A parade of baskets to wear on your wrist! This even count peyote stitch project uses 11/0 Japanese beads. The bracelet will be finished with a sterling silver ball and socket clasp. An easy project for all levels of beaders. Teacher will provide battery powered Ott lights for use in class.

6 Hrs. 5/8"H x 6"L

**All Levels \$36**



TH656 Thursday 3pm-10pm

### Nantucket Needle and Thread

**Bill White**  
New Bern, NC

This classic style Nantucket basket is made with cane staves, cherry base, flat rims and separate thread holder base made from cherry. This will make an excellent addition to add to your needlework area. It will hold your spools of thread, small scissors and pin cushion. Just perfect to have beside you, while working on your needlework pieces. Basket will be pre-started for students. Contact me if you are left handed at whitesbaskets@gmail.com. Mold included with class.

6 Hrs. 3.25"H x 9.5"D

**All Levels \$89**



TH6128 Thursday 3pm-10pm

### Flight of the Dragonflies Bowl

**Kathy Garren & Lisa Sowers**  
Chocowinity, NC-Fort Mills, SC

Add a unique pine needle (glycerin prepared) rim around a one of a kind hand-thrown pottery vase with raised dragonflies around the bowl. Student will learn the basic stitch using wax linen thread, shaping a pine needle rim, and how to add beads between rows. Small scissors is the only tool needed.

6 Hrs. 4.5"H x 6.5"D

**Beginner \$70**



TH670 Thursday 3pm-10pm

### Nantucket Swirls of Fun

**Jan Beyma**  
Wilmington, NC

Basket will have cane stakes and weavers. Students will learn a fun twill pattern. A cheater rim will finish off the baskets. The base, cheater rim and lid will be Cherry and pre-finished. Basket will be woven over a class plastic mold. Basket will be pre-started. (please let me know if you weave left handed) A tool kit will be provided for class use.

6 Hrs. 5"H x 6.5"D

**Intermediate \$70**



TH685 Thursday 3pm-10pm

### Sunset Cathead

**Pati English**  
Seneca, SC

In a traditional square woven cathead base, start with dyed spokes, learn hand and finger placement with attention to detail, color placement, and design. Emphasis on shaping the Sunset Cathead with flat oval Continuous Twill weavers and Spirals of Three-Rod Wale in three colors: cocoa, turquoise, sunset orange. Create a large Arrow as the focal point with horizontal bands of color, the horizon, just below the rim; (color choices available.)

6 Hrs. 8"H x 9"D

**Intermediate \$79**



TH6288 Thursday 1pm-8pm

### Munchkin Adirondack Pack

**Linda Scherz Allen**  
Rome, NY

Munchkin is a mini size of the decorative version of a traditional Adirondack Pack Basket. Students will start with pre-cut spokes and weave a plain weave base with flat reed, continuous weave sides with flat oval reed and complete the basket with a handle, flat oval rims, seagrass as rim filler and cane for lashing. You will learn many techniques that you will use to create this unique shaped basket. Complete the Adirondack look as you place your pre-made leather harness on your completed basket.

6 Hrs. 5"W x 6 1/2" L x 8" H

**All Levels \$44**



# From the Mountains to the Coast...

## Never Enough Baskets

March 22-25, 2018

Durham, NC



TH801 Thursday 1pm-10pm

### Snowshoes

**Jean Reed**  
Hill, NH

These snowshoes are for a child up to 5 or to be used as a unique decoration. You will spend your time learning how to weave the shoes with nylon cording. The technique has a series of knots and twists and it resembles the Shaker cheese pattern. Discussion will be about the finishing process with a poly and attaching harnesses. Harnesses are made of fine leather, especially for this size of snowshoe.

8 Hrs. 8"W x 24"L  
**Intermediate \$150**



TH811 Thursday 1pm-10pm

### Bold Bargello

**Peggy Adelman**  
Greensboro, NC

This basket starts with an 11" round wooden base. The stakes are natural and the flat weavers are smoked. The color contrast comes from the round reed used in the quad twining and reverse quad twining that creates the bargello design. The basket has leather side handles. Shaping will be stressed. Kit colors may vary.

8 Hrs. 12"H x 17"D  
**Beg/Intermediate \$70**



TH8155 Thursday 1pm-10pm

### Ric Rac

**Pam Feix**  
Eaton, OH

Students will weave this lovely and useful basket starting on a wooden base. They will insert spokes, use paired twining, twining with tripled weavers and start/stop weaving. Handles are added before rimming and lashing. The basket is woven with reed and walnut strips. A small, rusty tin bow will be added for embellishment. The twining is what looks like "Ric Rac" that is an embellishment when one sews.

8 Hrs. 9"W x 14.5"L x 11" H  
**Beg/Intermediate \$42**



TH8178 Thursday 1pm-10pm

### Party Tray

**Gail Hutchinson**  
Milton, WV

Let's Party!! Learn four rod-wale with a step-up, overlays, a twill, and a fancy herringbone rim. Several colors combinations will be offered. This is an extra sturdy basket.

8 Hrs. 2.5"W x 16.5"D  
**Intermediate/Advanced \$59**



TH819 Thursday 1pm-10pm

### The Cherokee Sampler

**Laura Lee Zanger**  
Augusta, GA

This large square basket is made using the Cherokee 1-3-5 twill tradition. The main design element is called Four Principal Directions. Other elements are crosses, mountains and valleys or rivers and streams. There are two graphs, a positive and negative view of the designs. Student will learn the rhythm of the numbers using the graph of their choice. The pattern also includes the information for making a large rectangle and tote basket.

8 Hrs. 12"W x 12"L x 9"H  
**Inter/Advanced \$90**



TH8191 Thursday 1pm-10pm

### Nimotsu

**Karen Kotechi**  
Dousman, WI

Nimotsu starts on a custom oak base with a narrow slot eliminating the need to twine in the spokes. The 3 rows of dynamic double-cross blossoms are woven with bleached can. Start/stop rows, twined arrows and 3-rod wale complete the weaving techniques. Finish with shaker tape handles on a rim lash with waxed polyester cord.

8 Hrs. 12"L x 10"H  
**Intermediate \$80**

# From the Mountains to the Coast...

March 22-25, 2018

## Never Enough Baskets

Durham, NC



TH8286 Thursday 1pm-8pm

### Sweetgrass Basket w/ Twisted Rim

**Barbara McCormick**  
McClellanville, SC

Have a Sweetgrass basket design that you would like to try? Then this class is perfect. Rather a beginner or experienced, this class will allow you to put your imagination to use. Sweetgrass baskets are coiled with Sweetgrass and Southern long-leaf pine needles and lashed with strips of palmetto. Techniques taught will enable the students to design a variety of shapes and sizes of Sweetgrass baskets. This is an art form stemming from West Africa over 300 years ago.

6 Hrs.  
**All Levels**

Varies  
**\$65**



TH844 Thursday 1pm-10pm

### T-Tray

**Annetta Kraayeveld**  
Beloit, WI

A nice little tray that you will want to display when not using. This double wall basket features lattice work (Ti twining) and a continuous twill weave. Consistency in tension and shaping will be emphasized in class. Students will have several color choices.

8 Hrs.

8"W x 11"L x 2.5"H

**Intermediate**

**\$68**



FR4163 Friday 8am-12pm

### Tortoise Shell

**Debbie Wilson**  
Travelers Rest, SC

This gourd basket is twilled on a cannonball gourd with dyed cane and finished off with the round reed spokes becoming a textured round reed rim. Wrapped cane handles are attached through gourd ears cut into gourd. The gourd will be dyed and finished in a tortoise shell pattern.

4 Hrs.

5"W x 5"L x 9" H

**Beg/Intermediate**

**\$45**



FR4199 Friday 8am-12pm

### Small Williamsburg Easter Basket

**Juanita Carreon**  
Havelock, NC

Basket will be woven on a small Williamsburg handle with lime 3/8" flat reed. Shaping will be needed to go with handle. The basket flares out with handle. The base is 5 1/2" x 5 1/2" and flares to a 9" x 9". Bow is woven as the basket is woven. Also using #6 round reed as rim filler and lashed with 2.5 cane.

4 Hrs.

9" W x 9"L x 9 1/2" H

**All Levels**

**\$28**



FR4285 Friday 8am-12pm

### Blossom

**Linda Scherz Allen**  
Rome, NY

Twine a simple pattern with three colors of waxed linen. The magatamas beads in the center and outer edge create a blossom like piece. The second side has a simple pattern without beads. To complete the two sides are put together with a new technique Linda created for this piece. Select colors and beads from the different combinations available.

Tools to bring: small embroidery scissors, bead tray, waxed linen packing tool with pointed tip, tape measure. A personal light and magnifying glasses may be helpful.

4 Hrs.

2 1/2" D

**Intermediate**

**\$27**



FR4286 Friday 1pm-5pm

### Cascade

**Linda Scherz Allen**  
Rome, NY

This little pouch necklace is twined with waxed linen. Near the top delicate beads are accented on one side with little red drops and the other side brown magatamas; giving your pouch two different looks. The rim is a simple braid. Complete with a cotton neck cord.

Tools: small embroidery scissors, pointed tip wax linen packing tool, tape measure, optional personal light and a magnifying glass.

4 Hrs.

2 1/4 " L x 1 1/2 " H

**Intermediate**

**\$20**

# From the Mountains to the Coast...

## Never Enough Baskets

March 22-25, 2018

Durham, NC



FR4294

Friday 8am-12pm

### Blue Teardrop

**Kay Harriger**

Goldsboro, NC

All tools will be supplied to be used in class. Woven on a wood base. This is a fast and fun class. Blue beads may vary in size and color. This basket is

4 Hrs.  $\frac{1}{4}$ " W (across) x  
2  $\frac{1}{4}$ " H x 7" circumference

All Levels \$30



FR4295

Friday 1pm-5pm

### M & M Mini Candy


**Kay Harriger**

Goldsboro, NC

This little basket was inspired by Marilyn Wald, a great teacher. It is made from scraped cane and maple. It is woven on a wooden base. All tools will be supplied to be used in class.

4 Hrs. 2  $\frac{1}{2}$ " x 2  $\frac{1}{2}$ " H x 8  $\frac{1}{2}$ "  
Circumference

All Levels \$35



FR4300

Friday 1pm- 5 pm

### Sandra's Table Basket

**Juanita Carreon**

Havelock, NC

This Table Basket is a long basket that measures 26" long. Basket is woven with  $\frac{3}{4}$ " flat reed spokes and 5 weavers and rim with  $\frac{5}{8}$ " flat reed for a total of 6". Basket has embellishment of Primitive Berries and a Rusted Bow. This Long Table Basket will look great on a dining table or coffee table.

4 Hrs. 6"W x 26" L x 6" H

All Levels \$45



FR6147

Friday 8am-3pm

### Mini Easter Basket

**Ruth Garcia**

Westerly, RI

The basket is perfect for a beginner or someone who would like to brush up on techniques for Nantucket weaving. Students will weave on a class mold beginning with a cherry base and inserting tapered cane staves. The basket can be woven in a traditional style or in a twill pattern. A cherry rim and handle with bone domes completes the basket.

6 Hrs. 4.75"H x 4.5"D

All Levels \$60



FR6151

Friday 8am-3pm

### Treasure Trash

**Peggy McCarson**

Simpsonville, SC

Starting with a wood oval base, the basket features dark accent strips and shades of blue, green, brown or maroon flat reed. A 3-rod wale holds the spokes while the sides are kept straight by measuring the circumference. The narrow basket fits in a bathroom or beside a table to hold paper trash in a high fashioned manner. Contact Peggy for your shades ([pmccarson@charter.net](mailto:pmccarson@charter.net)).

6 Hrs. 6"W x 12" L x 11"H

All Levels \$45



FR6239

Friday 8am-3pm

### Infinity Swing

**Sharon Klusman**

Tallmadge OH

Insert colored and natural spokes into this rectangular wooden based basket. The majority of the weaving is traditional start/stop and learn to descend rows to build up the front and back height. Insert a pair of swing handles and learn this unique chair caned overlay "Infinity" design of triple X's in the center.

6 Hrs. 7.5"W x 13.5"L x 12"H

Intermediate \$59



# From the Mountains to the Coast...

March 22-25, 2018

## Never Enough Baskets

Durham, NC



FR624

Friday 8am-3pm

### Ash Bark Mokok

**Jennifer Lee**  
Plainsfield, MA

The Mokok is a Native American basket style used in the Northeast Woodlands. It is rectangular or square on the bottom and oval or circular on the top. Students will learn how to sew bark with spruce roots, make the red willow rim fit the shape, split roots and branch, make various stitching.

6 Hrs.

5.5"W x 9"L x 6"H

All Levels

\$70



FR6249

Friday 8am-3pm

### Americana Bowl 2

**Eileen LaPorte**  
Washington, MI

Basket will begin on an oak base and will be woven over a clear acrylic bowl for shape and to be used as a liner in your finished basket. Bowl is included. Techniques used will be continuous weave, triple weave and twill. You will be ready for your next picnic or celebration. This is one of a series of Americana Baskets.

6 Hrs.

5.5"H x 11"D

Beg/Intermediate

\$52



FR6254

Friday 8am-3pm

### Eye Glass Holder

**Eric Taylor**  
McMinnville, TN

Your eye glasses have never had it so good. Weave a cozy home for a pair of glasses out of brown ash. A cherry wood base and rims makes it that much more special.

6 Hrs.

3"W x 4.5"L x 6"H

Intermediate

\$85



FR632

Friday 8am-3pm

### Weavers Bracelet

**Barb McNally**  
Indianapolis, IN

Are you a basketweaver, a beadweaver, or both? This even count peyote bracelet is made with 11/0 Japanese delica beads and finished with a sterling silver ball and socket clasp. Don't be intimidated by this pattern; it's easier than it looks. Teacher will provide battery powered Ott lights for use in class.

6 Hrs.

1"H x 6"L

All Levels

\$38



FR639

Friday 8am-3pm

### Ida

**Debbie Hurd**  
Garfield, AR

Ida is woven on an oval hardwood base. Techniques include—continuous twill weave, 4-rod wale, 3/1 weave, added embellishments to the side and a embellishment to the rim. Color choices at class time.

6 Hrs.

7"W x 9"L x 5"H

Intermediate

\$33



FR699

Friday 8am-3pm

### Large Josephine Basket

**Elaine Sinclair**  
Salem, WV

This basket starts out using #7 round reed. Students will learn how to create the Josephine Knot then incorporate it into a beautiful egg basket. Different colors of 3/16 flat oval and round reed will be available to choose.

6 Hrs.

approx. 30"D

All Levels

\$68

# From the Mountains to the Coast...

## Never Enough Baskets

March 22-25, 2018

Durham, NC



FR804 Friday 8am-5pm

### Cane Your Day Away

**Jean Reed**  
Hill, NH

In no time at all you will learn the basic seven steps of caning on a finely crafted footstool of hardwood. These footstools are made with you in mind because the legs can be removed for easy travel. You will be able to apply your new skill to all of those chairs you're storing in the attic or perhaps start your own chair caning business.

6 Hrs. 13"W x 14"L x 8.5" H  
**Beg/Intermediate \$85**



FR8106 Friday 8am-5pm

### Curls and Walls

**Dona Nazarenko**  
Turnbridge, VT

2017 NCBA Convention 1st place winner in reed professional division. Using a wooden base this large round double wall shows off a shapely basket with decorative rows of curls on the outside. The inside is done straight up in a continuous twill weave which also includes inserted overlays. Pulls together with a wax linen rim. This is a large basket

8 Hrs. 12"H x 38"D

**Advanced \$74**



FR8111 Friday 8am-5pm

### Chased Bowl

**Char Cammamichella**  
Aurora, OH

This bowl is started by inserting reed spokes into a wood base. Techniques taught will include chase weaving in 2 different weaves, a twining weave and a twill weave and the 4 rod locking coil. 4 rod coil will be woven in an over 3, under 1 pattern and an over 2, under 2 pattern. Shaping will be a challenge as there is no mold!

8 Hrs. 5"H x 12"D

**Beg/Intermediate \$48**



FR8124 Friday 8am-5pm

### Treasure Bowls

**Mary & Jimmie Earl McKenzie**  
Washington, IL

Make a pair of stylish bowls to store your treasures, whether they are coins, candy, jewelry or something else. The clear bowls are glued to slotted wood bases and serve as permanent molds. Choose from assorted colors of beautiful space-dyed cane for the continuous weave.

8 Hrs. 2.5"H x 6" & 7.5" D

**All Levels \$52**



FR813 Friday 8am-5pm

### Janet's Jewels

**Peggy Adelman**  
Greensboro, NC

This basket starts with a 13" x 6" wooden base. A combination of dyed reed and seagrass are used to create this awesome basket. The basket is finished with leather side handles at the rim. Kit colors may vary.

8 Hrs. 8"W x 17"L x 10"H

**Beginner \$70**



FR8130 Friday 8am-5pm

### Lighthouse Wine Vase

**Kathy Garren & Lisa Sowers**  
Chocowinity, NC-Fort Mills, SC

If you love the ocean and lighthouses, you will enjoy making this lovely pine needle and sweet grass rim on a hand-thrown pottery vase with a lighthouse design is etched by hand. Wood beads and sea shells are added for a decorative touch. Great vase for holding a bottle of wine or kitchen utensils. Pine needle coiling basics, and adding beads between rows will be taught

8 Hrs. 4.5"W x 7"L x 7"H

**Beg/Intermediate \$80**

# From the Mountains to the Coast...

March 22-25, 2018

## Never Enough Baskets

Durham, NC



FR8139

Friday 8am-5pm

### Church's Oval Double Wall

**Anne Bowers**

Kearneyville, WV

This striking basket is double walled – it features many shades of space-dyed reds (or green, depending on student choice), reed in various sizes on the inside. The exterior basket is woven in plain reed with a zigzag pattern in it that reflects the color of the interior basket. Cats head base, dyed rim fillers and red (or green) leather handles. A very interesting rim lashing, this is a substantial basket, but one of the easiest to make because of its construction.

8 Hrs.

**Inter/Advanced**

15"L x 7"H

**\$95 All Levels**



FR8154

Friday 8am-5pm

### Canisters

**Pam Feix**

Eaton, OH

This is a set of 3 canisters that have a nice, tight fitting lid for food freshness. The student will use triple twining with a step-up, start/stop weaving, and overlay skills during class. The student will work on keeping the weaving tight to the canister. Overlays will be added after the canister is woven. The rim is glued and then lashed on with waxed linen. You will start with the large one and should finish that one in class. Materials for all 3 will be provided. The bottoms of the canisters are wooden bases.

8 Hrs. (6", 8", 11" canisters) x 6.5" Dia

**\$75**



FR8156

Friday 8am-5pm

### Illuminate

**Judy Zugish**

Marysville, WA

Inspired by a glowing tabletop in Scotland, flushed with friendships and fine Scotch, this idea came over me! All weavers should have their own candle-baskets to charm and beguile. Made with two elegant favorite materials - this is your chance to experience skeined willow and barks on a lovely molded form. Learn some basics of twill and twining and chase weave: for all levels. Chances are good you'll want to do many more!

8 Hrs.

3"W x 4"H

**Beg/Intermediate**

**\$55**



FR816

Friday 8am-5pm

### Large Diagonal Choctaw

**Laura lee Zanger**

Augusta, GA

This large Choctaw-style diagonal basket begins with a very unique and antique twill base. It's number rhythm is unlink any other. It will be woven with binder cane which resembles river cane. An inspirational, large, antique, Choctaw river cane basket will be on display during class.

8 Hrs.

14"H x 11"D

**Advanced**

**\$110**



FR8171

Friday 8am-5pm

### Reproduction Shaker Tatting

**Kathy Taylor**

Hohenwald, TN

Students may make either the #3 (Largest) basket for \$125.00 or they may make both the #1 and #2 (two smaller) baskets for \$125.00 Students will need to apply themselves to be able to totally complete these baskets in class. These baskets are made with the finest of hand pounded black ash over a mold. These baskets are a set. They will not nest.

8 Hrs. #1 - 3-1/2" W x 5-1/2" IL x 2-1/2" H

#2 - 4-1/4" W x 6-1/2" L x 2-5/8" H

#3 - 5" W x 7-1/2" L x 3" H

**Intermediate/Advanced**

**\$125**



FR8172

Friday 8am-5pm

### Bijou

**Candace Katz**

Springdale AR

Bijou is start/stop weaving with several important features the embellishment (added while weaving the basket), the false rim used at the handle openings, and lashing/wrapping the hand. Students will complete these features in class. Many color choices available and combinations will be selected by the students.

8 Hrs.

11"W x 14"L x 14"H

**Intermediate**

**\$60**



# From the Mountains to the Coast...

## Never Enough Baskets

March 22-25, 2018

Durham, NC



FR8180

Friday 8am-5pm

### Baby Bushel Basket

**Gail Hutchinson**

Milton, WV

This is a big beautiful basket... full of color. It starts with a wooden bottom and is woven over a class mould so the shape is perfect. Learn four rod-wale with a step-up, a reverse, 1-2 twill and how and when to add handles. Amish leather handles finish this basket.

8 Hrs

8.5"H x 18"D

**Inter/Advanced**

**\$69**



FR8208

Friday 8am-5pm

### Elegant Purse

**Bonnie Gale**

Norwich, NY

This wonderful willow purse does include leather straps in the fee. The basket is made with the unique Spanish catalan base. A prepared oval hoop is provided into which rods are woven which then become the stakes. After bottom waling, there are a choice of siding weaves including French slewing with two color rods as well as zigzag weave. Packing, top waling and a border follow.

8 Hrs.

6"W x 10"L x 8"H

**Intermediate**

**\$115**



FR8183

Friday 8am-5pm

### Baxter

**Karen Kotecki**

Dousman, WI

BAXTER starts on a laced, braced, and lashed base. There are even braces on the inside. Use a hand-saw to create the notched ends of the braces. Weave the shapely and elegant body of the basket with Japanese weave. A correction keeps the weaving continuous. Half-round rims lashed with waxed cord add strength. Shaker tape handles.

8 Hrs.

14"W x 9.5"L x 7"H

**Inter/Advanced**

**\$85**



FR8233

8am-5pm

### Triology

**Gina Kieft**

Rothbury, MI

This basket features three diamonds on the long sides, three colors in the space dyed reed and three x's on the rim - all leading to the name. Start the basket with a herringbone twill base. Follow a graph to weave up the sides of the basket in my own Trilogy space dyed reed - in the colors of Navy blue, dark green and burgundy. Spoke placement and weaving tension will be stressed. Two narrow, swing handles are added for easy carrying. Lash once around with waxed linen to create three 'x's' on the rim.

8 Hrs.

6.5"W x 9"L x 7"H

**Inter/Advanced**

**\$65**



FR8202

Friday 8am-5pm

### Lily's Project

**Judy Wobbleton**

Williamston, NC

This functional roomy basket starts with my original designed wooden base with knob feet. Students will learn my technique for securing stakes into a slotted base. This basket is woven in an over under pattern with accents of color and "X"s and finished with two hinged handles. A pouch is created on one side of the basket to hold your scissors for all your crafting projects.

8 Hrs. 9.5"W x 16"L x 18.5"H

**Intermediate**

**\$75**



FR8247

Friday 8am-5pm

### Fall Frenzie

**Selena Straughn**

Moundsville, WV

Start doing a woven bottom with fillers that you will chicken feet. This basket has several techniques from 3 rod wale with 2 weavers at a time to 4 rod wale (2/2). Rows of start stop weaving, overlays and Cherokee wheels in two colors. Dan-Dee handles will be added to the traditional rim with double x lashing. Color as shown

8 Hrs.

10"W x 13"L x 9"H

**All Levels**

**\$45**

# From the Mountains to the Coast...

## Never Enough Baskets

March 22-25, 2018

Durham, NC



FR869

Friday 8am-5pm

### Nantucket Ocean Waves

**Jan Beyma**  
Wilmington, NC

Unique pedestal basket, students will learn how to add a swirl weave into the basket. Stakes and weaver are cane. Basket is woven over a plastic mold for class use. The base, cheater rim and lid are cherry and will be pre-finished. The basket will be pre-started to insure you finish. (Please let me know if you weave left handed.) A tool kit will be setting provided for class use.

8 Hrs.

12.5"H x 4"D

**Intermediate**

**\$90**



FR8274

Friday 8am-5pm

### Haida Bottle

**Pam Talsky**  
Waterford, WI

Students will learn traditional Haida weave techniques and designs using finely, hand prepared Alaskan yellow and western red cedar from Thorne Bay, AK. Cobalt blue spray bottles are included or choose from a selection of similar sized and varied shapes offered by the instructor. Or bring a similar size of your own! You will learn a square to round start, triple twine, fish eye (open weave/cross warp) and a sweet finish at the top! Several colors will be available to accent the weave at the top. Twining experience is a MUST. Waxed linen twining experience is a great base to learn from.

8 Hrs.

6-8"H x 2-2.5"D

**Intermediate**

**\$75**



FR8258

Friday 8am-5pm

### Chain of Flying Geese

**Julie Kleinrath**  
Grand Junction, CO

Woven on our double grooved wood base, the inside basket has a simple weaving design woven space dyed reed. Shaping will be a big feature for this basket. The outside basket is woven in natural with the addition of the arrows design woven in space dyed reed. A little tricky but we will work through it! The basket is lashed with a triple lashing that is really fun to do!

8 Hrs.

5"H x 11"D

**Intermediate**

**\$40**



FR8279

Friday 8am-5pm

### Color Burst

**Joni Dee Ross**  
Summerfield, NC

The Color Burst has a cherry base, slip on rim and handle. The staves are dyed and the weavers are spaced dyed cane. There will be a variety of color choices at class. The handle is attached with cherry knobs. Mammoth ivory knobs will be available at class for an additional price. Natural cane will be available

8 Hrs.

6" H x 7" Dia

**Beg/Intermediate**

**\$130**



FR8261

Friday 8am-5pm

### Plaid Sampler Tote

**Karen Unroe**  
Rockbridge, OH

This stunning basket is full of fun techniques – crow feet base, reed overlays, cross stitch embellishment, wrapped handle, and braided rim. Emphasis on weaving tension and technique.

8 Hrs.

5"W x 12"L x 10"H

**Beg/Intermediate**

**\$50**



FR8284

Friday 8am-5pm

### Sweetgrass Chip & Dip Tray

**Barbara McCormick**  
McClellanville, SC

Create a sweetgrass chip and dip tray that can be used for décor or everyday use. Rather a beginner or experienced, this class will allow you to put your imagination to use. Sweetgrass baskets are coiled with Sweetgrass and Southern long-leaf pine needles and lashed with strips of palmetto. Techniques taught will enable the students to design a variety of shapes and sizes of Sweetgrass baskets. This is an art form stemming from West Africa over 300 years ago. NO WATER REQUIRED. Scissors ONLY. Additional tools will be provided during class.

8 Hrs.

Varies

**All Levels**

**\$85**

# From the Mountains to the Coast...

## Never Enough Baskets

March 22-25, 2018

Durham, NC



FR843

Friday 8am-5pm

### Wrapped Up

**Annetta Kraayeveld**  
Beloit, WI

A delightful little market style basket. This is a great technique basket, featuring a filled base, a 4 rod locking row, lots of opportunities to practice twining and triple twining, complete with step ups, and a great way to hide all the weaver ends. The focal of the basket is the eye catching wrap, another great technique!

8 Hrs. 6"W x 11"L x 7.5"H  
**Intermediate \$68**



FR854

Friday 8am-5pm

### Indian Beach Tote

**Bill White**  
New Bern, NC

This Nantucket style tote is made with hardwood staves, cherry base, flat rims and leather straps. It has a shell medallion on a cherry disk located on front of basket. This tote is part of our Coastal Nantucket Basket Collection representing North Carolina's village communities. The basket will be pre-started for students. Contact me, if you are left handed at whitesbaskets@gmail.com. Mold included with class.

8 Hrs. 8"W x 13.75"L x 9.75"H  
**All Levels \$149**



FR888

Friday 8am-5pm

### Large Oak Laundry Basket

**Billy Owen**  
Jenkins, OH

The Large Laundry Basket is made of Hand split White Oak from trees I cut and prepare by hand, it is the Largest and most popular basket I teach. It has a Round woven oak "working" bottom, round at the top and comes with 2 Oak loop handles. I will share all things concerning White Oak, how I select, cut and prepare the tree into suitable weaving material. The basket will be woven on a mold and Everyone should finish in class and leave with a beautiful, functional and sturdy basket that will last a lifetime.

8 Hrs. 18"H x 18"D  
**All Level \$100**



FR876

Friday 8am-5pm

### Tapestry Cuff Bracelet

**Pamela Zimmerman**  
Washington, NC

The current weaving wave is tapestry! Make a custom sized tapestry bracelet, weave it with soft, recycled fibers and a variety of threads, your choice of colors; bright or muted. Choose from Pamela's amazing handmade charm cache, button collection and bead soup for embellishments! Bring personal light, magnifier, sharp scissors. If you have fabric scraps or threads to incorporate, you can bring those, too!

8 Hrs. 2"W x 8"L varies  
**Beginner \$65**



FR879

Friday 8am-5 pm

### Take Me To Market

**Pati English**  
Seneca, SC

Start this sturdy rectangle woven filled-in base with an 8"x14" oak "D" handle. Start and Stop flat oval weavers, round reed techniques pictured in wine with other color choices; two variations of Triple-Triple Three-Rod Wale, and a solid horizontal band of Four-Rod Wale. Finish with a Cable Stitch Border and Double Braid Handle Wrap, with other wrap choices, and braided handle grip overlay.

8 Hrs. 8"W x 14"L x 14"H  
**Intermediate \$89**



SA426

Saturday 8am-12pm

### White Pine Bark Mokok

**Jennifer Lee**  
Plainfield, MA

An Indigenous container of stitched bark, round top, squared bottom, used for storing food and accessories. sew white pine bark with spruce root that you peel and prepare for stitching. Make an inner and outer rim from red willow that you bend and split. Different stitching patterns are possible on white pine bark which feels like leather when wet and dries like wood.

4 Hrs. 7"L x 5"H x 4" W  
**All Levels \$55**



# From the Mountains to the Coast...

## Never Enough Baskets

March 22-25, 2018

Durham, NC



SA427 Saturday 1pm-5pm  
**White Pine Bark Berry Picking**

**Jennifer Lee**  
Plainsfield, MA

Fun to make, a joy to use, the pre-formed one-piece bark container will be sewn with spruce roots and rimmed with red willow. Preparing and splitting the roots and rims are part of the process. Different stitching patterns will be suggested as wet bark is like leather, dry bark is like wood. With a strap of braided hemp cord, it's the 18th century paper bag.

4 Hrs. 7"W x 5.5"H x 6"D

**All Levels \$60**



SA4296 Saturday 8am-12pm  
**Saint Patty Market**

**Kay Harriger**  
Goldsboro, NC

This little basket is a market basket with a woven filled in bottom from scraped cane. Embellishments may vary. It also has a wrapped handle. All tools used will be supplied to be used in class.

4 Hrs. 1 1/4" W x 2 3/4" L x 2"H

**All Levels \$30**



SA495 Saturday 1pm-5pm  
**Ocean and Sky on the Diagonal**

**Carolyn Kemp**  
Lancaster, SC

Students will weave with 140" lb. watercolor paper painted by Instructor. The colors will be similar to those in the sample basket, shades of blue and aqua, although they may vary slightly. The basket is a diagonal plain weave, which uses the stakes from the base to weave the sides of the basket. The subtle wash of paint and the interesting overlaps of the weave create a truly beautiful basket.

4 Hrs. 9-10"H x 4-5"D

**Beg/Intermediate \$35**



SA6102 Saturday 8am-3pm

### **Theresa's Cardinals from Heaven**

**Elaine Sinclair**  
Salem, WV

They say when you see a Cardinal it's a visitor from heaven. Students will learn how to set up a woven bottom using a 10 X 14 Williamsburg handle, to create a market basket. They will also do twining, start stop weaving, the cross stitch technique, using red 3/8 flat reed as the color of the cardinals, then after basket is woven, a God's eye is incorporated on each side at bottom of handle to start the handle wrap. The cane cross overs represent the cardinals in flight. The handle wrap ends in the center of handle with a friendship knot.

6 Hrs. 10"W x 14.5"L x 7"H

**Intermediate \$60**



SA6107 Saturday 8am-3pm

### **Woven Birch Cannister**

**Dona Nazarenko**  
Turnbridge, VT

At the 2017 NCBA Convention this won 3rd place in naturals professional division. Birch is harvested from teacher's property in VT. It is cut for you to weave a 2/2 twill then you will stitch accents with waxed linen. Attach your birch to a wooden base and fit your lid with a leather tab to finish it off. Students please bring a tapestry needle and a hammer.

6Hrs 5.5"H x 13.5"D

**All Levels \$79**



SA6164 Saturday 8am-3pm

### **Twine & Twined Gourd**

**Debbie Wilson**  
Travelers Rest, SC

This basket is twined on spokes inserted into a gourd base that is cleaned, dyed and sealed. Using round reed and waxed thread the design is curved to follow the base. Basic twining and triple twining are used to create this wrapped handled, flat on two sides, earth toned basket.

6 Hrs. 7"W x 7"L x 8"H

**Intermediate \$45**

# From the Mountains to the Coast...

## Never Enough Baskets

March 22-25, 2018

Durham, NC



SA6207 Saturday 8am-3 pm

### Zig Zag w/Color

**Bonnie Gale**  
Norwich, NY

This round peeled willow basket incorporates the wonderful world of dyed willow. A bottom slath of sticks is made and the base is woven in pairing weave. Staking up is followed by bottom waling, Zig Zag siding, top waling and a double border. There are optional roped handles. Students will have access to brightly dyed willow which they can incorporate into the basket. This is a fun basket!

6 Hrs. Saturday 8am-3pm

**Beg/Intermediate \$83**



SA6225 Saturday 8am-3pm

### Star Gazing

**Gina Kieft**  
Rothbury, MI

Weave this beautiful wall piece that everyone will gaze at and be star struck! Woven with black ash in your choice of color; follow a simple twill graph. Emphasis in the class will be on keeping the spokes and weavers straight to fit even in the handmade spalted maple frame. Students will be contacted via email prior to class for their choice in color to weave. The handmade spalted maple frame is included in the class.

6 Hrs. 3"W x 9"L 4x10 Framed

**Intermediate \$66**



SA6248 Saturday 8am-3pm

### Sunflower

**Selena Straughn**  
Moundsville, WV

Twining a painted D handle with primary and secondary spokes. Basic weave will bring it up to a 4 rod wale (2/2). Focus on keeping spokes spaced so that a hand painted strip (by a fellow weaver) fits. The sunflowers will be positioned in 4 areas around the basket. Overlays will be added then a traditional rim. Wrapped handle will finish off the bright sunflower basket.

6 Hrs. 7"H w/o handle x 10.5"D

**All Levels \$40**



SA6251 Saturday 8am-3pm

### Ilusions

**Eileen LaPorte**  
Washington, NC

The basket will begin with a two/two twill base with natural and dyed spokes. The sides of the basket will be done in a continuous twill pattern and flaring out toward the top. It will be topped off with a small "sweetheart handle". Lots of weaving with this narrow material.

6 Hrs. 7.25"H x 5.5"D at top

**Intermediate \$38**



SA628 Saturday 8am-3pm

### Apple Pendant

**Barb McNally**  
Indianapolis, IN

The Apple Basket Pendant is made of 11/0 Japanese delica beads in odd count peyote stitch. The pendant will be finished with a silken cord for wearing. Color choices for background will be available. Teacher will provide battery powered Ott lights for use in class.

6 Hrs, 1.5"W x 2"L

**All Levels \$35**



SA6287 Saturday 8am-3pm

### It's Your Sweetgrass Basket

**Barbara McCormick**  
McClellanville, SC

Have a Sweetgrass basket design that you would like to try? Then this class is perfect. Rather a beginner or experienced, this class will allow you to put your imagination to use. Sweetgrass baskets are coiled with Sweetgrass and Southern long-leaf pine needles and lashed with strips of palmetto. Techniques taught will enable the students to design a variety of shapes and sizes of Sweetgrass baskets. This is an art form stemming from West Africa over 300 years ago.

6 Hrs. Varies

**All Levels \$65**

# From the Mountains to the Coast...

## Never Enough Baskets

March 22-25, 2018

Durham, NC



SA633

Saturday 8am-3pm

### Deadwood

**Debbie Hurd**

Garfield, AR

Deadwood is woven over a class mold with both dyed & natural stakes. Many techniques are used—continuous twill weaving, 4-rod wale, 5-rod wale and double lashing with wax linen in a “v” design. Molds can be purchased after class if desired.

6 Hrs.

7.5"H x 9"D

**Inter/Advanced**

**\$40**



SA681

Saturday 8am-3pm

### Interlocking Tote

**Pati English**

Seneca, SC

Weave with a combination of Start and Stop flat oval weavers and round reed dyed aquamarine or color of your choice: wine, navy, or cocoa brown. Learn round reed placement to create the intricate Interlocking design in Four-Rod Wale. Emphasis on keeping the racetrack base shape to the rim. Finish with Cable Stitch Border, round top notched handle with round reed accent handle wrap and braided handle grip overlay.

6 Hrs.

8.5"W x 12"L x 11.5"H

**Intermediate**

**\$89**



FR696

Friday 8am-3pm

### Shades of Brown Ash in Mini

**Carolyn Kemp**

Lancaster, SC

This small basket is woven from dyed Ash following Lyn Siler and Carolyn's "Shades" pattern. The subtle color changes create a blend of browns ranging from almost black to light tan. The shallow tray is completed with a lashed pine needle rim. Students will enjoy working with fine materials and very detailed instructions.

6 Hrs.

1"H x 6"D

**Intermediate**

**\$50**



SA805

Saturday 8am-5pm

### Pottery Base Basket

**Jean Reed**

Hill, NH

Exquisite hand thrown pottery bowls act as the base for creative and free form weaving. Using dyed and natural reed, you will construct your basket with twining and tapestry techniques. Rims will be discussed. Some embellishments will be available. The instructor urges you to bring feathers, beads, buttons, and other items along to personalize your basket. No two pieces of pottery are alike and all are unique.

8 Hrs.

3"W x 4"H x 4" D

**Beg/Intermediate**

**\$85**



SA808

Saturday 8am-5pm

### Oblong Organizer

**Peggy Adelman**

Greensboro, NC

This basket includes dyed, smoked, and natural stakes that create a nice design on the base of the basket. The base is filled and measures 17" x 11". The sides are woven with natural reed. The short ends have wrapped handles that are part of the rim. This kit also includes a small oblong basket that fits perfectly inside the larger basket.

8 Hrs.

11.5"W x 17"L x 5"H

**Beginner**

**\$65**



SA8109

Saturday 8am-5pm

### Braided Harmony

**Char Ciammamichella**

Aurora, OH

This large basket begins by inserting dyed and natural spokes in a very specific pattern. Weaving consists of 3 rod arrow pattern using round reed and seagrass, 3 rod twining, and start/stop weaving with flat oval reed. Students will braid small seagrass to make the handles. Handles are then attached to the sides of the basket with flat oval reed. Basket is then double lashed.

8 Hrs.

13"W x 18"L x 9"H

**Intermediate**

**\$78**



# From the Mountains to the Coast...

## Never Enough Baskets

March 22-25, 2018

Durham, NC



SA8119

Saturday 8am-5pm

### Autumn Sunset

**Mary and Jimmie Earl  
McKinzie**  
Washington, IL

This basket is beautiful and practical. It is woven over a small trash can which stays inside as a permanent liner. The wood base is prefinished and attached to the trash can. The sides are woven with simple weave using lovely space-dyed reed.

8 Hrs.

7"W x 9.5"L x 11"H

Intermediate

\$56



SA8135

Saturday 8am-5pm

### Tree of Life

**Kathy Garren & Lisa Sowers**  
Chocowinity, NC-Fort Mills, SC

Coil a woody pine needle (glycerin prepared) rim around an artisan quality hand-thrown pottery vase with a "Tree of Life" cut-out. Students will learn the basic stitch using wax linen thread, how to add beads between rows, and use cap ends of the pine needles for embellishment.

8 Hrs.

4.5" x 7"L x 7"H

Beg/Intermediate

\$75



SA8141

Saturday 8am-5pm

### Red Egg Basket

**Anne Bowers**  
Kearneyville, WV


This fancy egg basket will be woven in red, with accents of cane. Basket features a braided handle, use of cane within the god's eyes as well as weavers. Ribs will also be dyed. Emphasis in class is on learning how to make entire basket from the beginning and will include how to sight ribs and weave so that the basket sets well.

8 Hrs.

12"W x 10"H

Advanced

\$85



SA8144

Saturday 8am-5pm

### Color Scheme

**Ruth Garcia**  
Westerly, RI

Students will weave with 140 Pound water color paper to create a large 'cathead' basket. The paper will be painted and pre-cut by the instructor with a variety of colors to choose from. Shaping will be emphasized.

8 Hrs,

5.5"H x 7.5"D

Intermediate

\$50



SA8150

Saturday 8am-5pm

### Trio Tryout

**Peggy McCarson**  
Simpsonville, SC

Try different side weaves in this rectangular storage basket. The cross stitch has extra rows of dyed reed; the wheel features two colors; the twine uses round and flat oval reed. In addition, a 3-rod wale highlights the middle weave. The base is filled in and the handles are hand cut and painted leather. Contact Peggy for color choices or be surprised ([pmccarson@charter.net](mailto:pmccarson@charter.net))

8 Hrs..

9"W x 14"L x 8"H

Beg/Intermed

\$60



SA8154

Saturday 8am-5pm

### Dark Knight Lamp Jar & Shade

**Pam Feix**  
Eaton, OH

This is two projects in one. The shade measures 8" x 7" and the jar is a 1/2 gallon canning jar. First the students will weave the lamp shade. They will be using basic start/stop weaving, triple twining with a step-up, overlays. The beaded trim will already be attached to the lamp shade frame. After the lamp shade is complete, they will start on their jar. Students will utilize twining, triple-twining with a step-up, start/stop weaving, overlays and also weaving tightly to the jar. Electrical components and a light bulb will be included.

8 Hrs.

17"H x 4.5"D

Intermediate

\$65

# From the Mountains to the Coast...

## Never Enough Baskets

March 22-25, 2018

Durham, NC



SA8255 Saturday 8am-5pm

### Cottage Swing

**Eric Taylor**  
McMinnville, TN

The swing handle in this new basket was tweaked from a design I created years ago. Its oval in shape and a great new size with all the same features. The basket is woven over a mold with hand pounded brown ash weavers. Class fee includes cost of pre-shipping materials to be sanded prior to class time

8 Hrs. 6.5"W x 8"L x 8.5"H

**Intermediate \$135**



SA817 Saturday 8am-5pm

### Ombre Osprey

**Laura Lee Zanger**  
Augusta, GA

An osprey is a fish hawk. It will fly low near the surface of the water targeting his prey. Upon seeing his own reflection in the blue-green water he will pierce through the water and his fish. You can see his eyes and beak in the little used Cherokee twill design called Bird Eyes. The first half of the side design is a 1-3-5 twill and the second half uses three sets of 3's between the fives and the ones.

8 Hrs. 10"H x 14"L x 8"H

**Advanced \$100**



SA8170 Saturday 8am-5pm

### Reproduction Shaker Spoon

**Kathy Taylor**  
Hohenwald, TN

Newly offered. A true Shaker reproduction. Made over a mold using hand pounded black ash prepared in the time honored methods of the Shakers. A finely woven basket that you will be pleased to have in your collection.

8 Hrs. 2 3/8"W x 6"L x 43/8"H

**Inter/Advanced \$95**



SA8175 Saturday 8am-5pm

### Regalia

**Candace Katz**  
Springdale, AR

Round reed, round reed, love that round reed! This basket starts on an ash base with holes drilled for the spokes. To create this stylish basket several round reed techniques are used continues chase, triple twining, 4-rod wale, slopes on each end with a rolled boarder. The leather handle is stitched on with two buttons on each end. Colors choices available for leather handle and reed will be bright navy, red and brown.

8Hrs. 7"W x 10"L x 9"H

**Inter/Advanced \$55**



SA8179 Saturday 8am-5pm

### Zen

**Gail Hutchinson**  
Milton, WV

Every basket will be uniquely your own. Learn how to create the "Zen" look, three rod-wale with a step-up, 1-2 twill, and a Japanese rim with waxed linen. You can either draw on your own bead or choose one that I have drawn to finish your basket. Shaping will be stressed.

8Hrs. 10"H x 8"D

**Inter/Advanced \$61**



SA8186 Saturday 8am-5pm

### Eloise

**Karen Kotecki**  
Dousman, WI

Color, shape, and line combine to create this dynamic cathead basket woven with hand-painted watercolor paper. Puffy knots circle the neck add a special elegance. The unique no-glue, no-lash rim technique continues the line of the design, eve to the inside. Paper catheads take lots of clips and lots of patience. Must have cathead experience.

8 Hrs. 8"W x 8.5"H

**Advanced \$75**

# From the Mountains to the Coast...

## Never Enough Baskets

March 22-25, 2018

Durham, NC



SA8204

Saturday 8am-5pm

### Wheelie Cat

**Judy Wobbleton**  
Williamston, NC

This basket is all about shaping and experiencing shapes unique to each weaver. Student will learn an easy technique in creating a cat head shape. Weaving includes the traditional over under technique, twining and accenting with color and embellishing with Cherokee Wheels. Basket is finished with an oak handle.

8Hrs. 18"H w/handle x 10.5"D

**Intermediate**

**\$75**



SA8213

Saturday 8am-5pm

### Fancy Chicken Feet

**Bonnie Geiger**  
Columbia, SC

Learn to fill in a base using chicken feet as a decoration. Learn better shape control by weaving rows simultaneously. Add overlays to dress it up a bit and finish with leather handles. Learn an optional way to rim a basket with minimum tucking. Learn how to weave without a pattern and create your own designs.

SA8213

10"W x 16"L x 4"H

**Beginner**

**\$50**



SA8216

Saturday 8am-5pm

### Indian Impressions

**Jenny Elzy**  
Atlantic Beach, NC

This is a 3/3 twill woven in natural, smoked, and dyed reed. Concentration will be on twill pattern as well as shaping.

8 Hrs.  
9"D

3.66"H x

**Intermediate**

**\$40**



SA8241

Saturday 8am-5pm

### Coffee & Cream Wastebasket

**Sharon Klusman**  
Tallmadge, OH

Learn this woven base with cross corner spokes and twining in this smoked and natural reed basket. Along with start/stop weaving you will build your sides descending rows in the front and then contrasting descending rows in the corners outlining them with twining. Yarn is used to twine and add to the beautiful embellishment. You will receive a premade leather bow and white flower.

8 Hrs. 10"H x 12"D

**Intermediate**

**\$49**



SA8262

Saturday 8am-5pm

### Birdhouse Bungalow

**Karen Unroe**  
Rockbridge, OH

This whimsical basket is so much fun to weave! The roof is subjective and becomes the focal point of the basket. Shaping techniques highlighted. Once the roof is complete, the birdhouse will be designed on the spot to fit the opening of the roof. When birdhouse is complete, it is embellished with reed and buttons to look like flowers. A woven wreath is made for the opening and a reed perch is added. A selection of buttons will be provided.

8 Hrs.

10"H x 7"D

**Beg/Intermediate**

**\$40**



SA8270

Saturday 8am-5pm

### Beach Tote

**Pam Talsky**  
Waterford, WI

An awesome basket! For taking all the necessities to the beach or... office, party, convention. The flexible rim makes it easy to fit behind a car seat, even if you wish to lie back! The 3/3 twill is a joy to weave and top it off with the great boarder and the leather straps that just get better with each time you grab and go – which is sure to become a daily event!

8 Hrs

10"W x 18"L x 14"H

**Intermediate**

**\$115**



# From the Mountains to the Coast...

## Never Enough Baskets

March 22-25, 2018

Durham, NC



SA8280

Saturday 8am-5pm

### Square Treasure

**Joni Dee Ross**

Summerfield, NC

The Square Treasure is a 4" square box with a lid-perfect for storing "treasured items". The base, staves, rim and lid are all hardwood. Cherry and walnut will be available at class. Please contact the teacher to reserve your choice (hncbjdr@icloud.com) The hardwood staves are inserted directly into the base and do not need tapering or bending. The mammoth ivory capped knob is included in the cost of the class. Scrimmed knobs will be available at class for an additional cost.

8 Hrs.

4"W x 4"L x 4.5"H

**All Levels**

**\$105**



SA8350

Saturday 8am-5pm

### Shingles

**Judy Zugish**

Marysville, WA

Judy has developed a small rectangular basket with a slanted diagonal twine she calls "shingle-weave". Think in progressions from the finely sized twill base to the woven footing. Learn diagonal twining with prepared willow barks. This new piece is a pleasure to weave for weavers who love naturals and lends itself to several bordering choices. Students will have the option of adding a twisted root handle if time permits.

8Hrs

2.5"W x 4"L x 3.5"H

**Intermediate**

**\$65**



SA8287

Saturday 8am-5pm

### Confetti

**Linda Scherz Allen**

Rome, NY

The experienced wax linen weaver will have fun weaving this basket. The pattern is a combination of twining, reverse twining and quad twining accent. The unique top is a combination of shaping and quad twining with four different colors and finishing with a braided top. To allow more weaving time for this involved pattern, the base will be pre-started. Tools to bring: small embroidery scissors, waxed lined packing tool with pointed tip, tape measure. A personal light and magnifying glasses may be helpful.

8 Hrs.

2" H x 2 1/2" Dia.

**Inter/Advanced**

**\$45**



SA849

Saturday 8am-5pm

### Faded Dreams

**Annetta Kraayeveld**

Beloit, WI

This basket is an explosion of color. There will be lot of discussion on dying reed – including space dying and over dyeing. Techniques in this basket include: twill weave, four rod locking row, twining, lattice work and lots of shaping. Class kits will be available in 'Shades of Purple' and 'Sunset Sky'.

8 Hrs.

10"H x 8.5"D

**Inter/Advanced**

**\$70**



SA8296

Saturday 8am-5pm

### Patriotic Picnic Bucket

**Penny Burchfield**

Roxboro, NC

This basket is woven on a round wood base. In class, you'll learn how to do a continuous weave using 2 weavers and focus on keeping a straight wall. Whether picnics or projects, you'll find this basket very useful with the 6-pocket liner insert that can hold skeins of yarn to napkins and cutlery. Other colors options available in class.

8 Hrs.

11" H x 35" circumference

**Intermediate**

**\$55**



SA853

Saturday 8am-5pm

### Nantucket Pedestal Basket

**Bill White**

New Bern, NC

This Nantucket style basket is made with hardwoods staves, cherry base, flat rims and hand turned cherry pedestal. This will make an excellent centerpiece basket, fruit compote or a great addition to your Nantucket collection. Basket will be pre-started for students. Contact me if you are left handed at whitesbaskets@gmail.com. Mold included with class.

8 Hrs.

8"H x 10.5"D w/pedestal

**All Levels**

**\$109**

# From the Mountains to the Coast...

## Never Enough Baskets

March 22-25, 2018

Durham, NC



SA871 Saturday 8am-5pm

### Nantucket Utensil Basket

**Jan Beyma**  
Wilmington, NC

Students will weave over a ceramic container as the mold and will remain part of the finished basket. Base and rim are cherry with cane stakes and weavers. Students will learn to add three swirls into the pattern of the weave. The basket will be pre-started. Please let me know if you weave left. Tool kits will be provided for class use.

8Hrs. 9"H x 4.5"D

**Intermediate \$75**



SA875 Saturday 8am-5pm

### Tiny Turtle Rattler

**Pamela Zimmerman**  
Washington, NC

A tiny turtle rattle is coiled of longleaf pine and sinew, and will have pine cone scale head and legs. You will coil the whole shell, top and bottom, with very tiny coils, and connect them. Bring light and/or magnifier. Beginners welcome if they have completed the round wrapped start class.

8 Hrs. 2"H x 2"D

**Intermediate \$53**



SA8862 Saturday 8am-5pm

### Copper Riverstone Pouch

**Julie Kleinrath**  
Grand Junction, CO

Woven on an oblong oval wood base, this basket is woven in a continuous weave adding copper foil as an overlay on both sides of the basket. the basket is finished with a long leather adjustable shoulder strap. The lid is provided in the form of a kit and assembly of the lid is part of the class. May not finish the lid during the class. Full instructions will be given for attaching the lid to the basket.

8 Hrs. 5"W x 9"L x 10"H

**Intermediate \$80**



SA887 Saturday 8am-5pm

### Large Oval Market

**Billy Owens**  
Jenkins, MO

The Large market is made of Hand split White Oak from trees I cut and prepare by hand, it is a Large traditional Ozark style basket with a rectangle woven oak herringbone bottom and Oval at the top with a solid Oak handle. I will share all things concerning White Oak, how I select, cut and prepare the tree into suitable weaving material. The basket will be woven on a mold. Everyone should Finish in class and leave with a beautiful, functional and sturdy basket that will last a lifetime.

8 Hrs. 9"W x 18"L x 9"H

**All Levels \$90**



SU402 Sunday 8am-12pm

### Shaker Tape Stool

**Jean Reed**  
Hill, NH

In a few hours you will complete this unique pattern woven with Shaker tape, on a hardwood oak footstool with a fine finish. This piece is inspired by one of Laura Lee Zanger's patterns from the Dream Weaver's pattern book. You will have several color choices to create your special footstool.

4 Hrs. 13"W x 16"L x 8.5" H

**All Levels \$125**



SU407 Sunday 8am-12pm

### Napkin Rings

**Peggy Adelman**  
Greensboro, NC

In this class you will weave and wrap metal napkin rings with painted paper. The weaving pattern will be a 2x2 twill. The kit price includes 4 napkin rings. During the class you will complete at least two of the rings and will have the skills to finish the remainder on your own. A polycrylic finish will need to be applied at home. Instructions will be included. Kit colors will vary. If the weaver wants specific colors the student should be in touch with the instructor at least 6 weeks prior to the class date.

4 Hrs. 1"W x 1.5"D

**Beginner \$35**

# From the Mountains to the Coast...

## Never Enough Baskets

March 22-25, 2018

Durham, NC



SU4101 Sunday 8am-12pm

### Kisses for Candice

**Elaine Sinclair**  
Salem, WV

This lovely basket starts with a wooden base and is woven in a start stop weave. A beautiful hand marbled 2" strip will be woven in the center with black 1/4" flat reed accenting it. 4 little "red" feet and 2 little "red" handles represents the kisses for my dear friend who's going through a rough time.

4 Hrs. 9" W x 7.5" T x approx. 40"D

All Levels

\$68



SU4138 Sunday 8am-12pm

### Verdigris Wall

**Anne Bowers**  
Kearneyville, WV

This basket is a replica of a wonderful floral basket made in the mid 1900's, and is designed to hang on a wall or door. Features a wood base on which spokes are attached prior to class. Woven with flat and round reed, basket is flat in back and round in front and is LARGE – 24" tall! Although we cannot paint these at the convention, Anne will give a demo on painting with specific paint recommendations so students can paint their basket at home.

4 Hrs. 9"W x 24"L

Intermediate

\$65



SU4115 Sunday 8am-12pm

### Your Zig Zag Design

**Char Ciammamichella**  
Aurora, OH

This basket is started by inserting reed spokes into a wood base. Techniques taught will include 3 rod twining, reverse 3 rod twining. A certain number of rows will be woven and you will decide your own pattern to go along with the twining and reverse twining. You can set up as many "zigs or zags as you would like in your pattern! Several colors of round reed combinations will be available.

4 Hrs. 11"W x 14"L x 6"H

Beg/Intermediate

\$72



SU4148 Sunday 8am-12pm

### Paper Baskets

**Ruth Garcia**  
Westerly, RI

The class will focus on weaving with paper on inexpensive class molds. After the basket is woven, students will select from a variety of patterns that are applied in a decoupage method on their baskets. Paper will be painted in a variety of colors and cut by the instructor.

4 Hrs. 4"W x 4"L x 4.5"H or  
3.5"W x 3.75"L x 6.5"H

All Levels

\$25



SU4127 Sunday 8am-12pm

### Dragonfly Bowl

**Kathy Garren & Lisa Sowers**  
Chocowinity, NC-Fort Mills, SC

Create a pine needle (glycerin prepared) rim on this adorable hand thrown pottery bowl with dragonflies dancing around the sides. Learn the basic stitch using wax linen thread, how to add beads and shaping a rim. Scissors is the only tool needed.

4 Hrs 6.5"W x 4.5"H

Beg/Intermediate

\$60



SU4157 Sunday 8am-12pm

### Mini Willow Rainbows

**Judy Zugish**  
Marysville, WA

A fun mix of barks and color join up in this newly designed miniature by Judy suitable for all levels. We start with willow bark strips and a twill weave base. Then decide your color choices with silky rainbow threads. Begin a series of open twining rows in which you shape and move the piece into a flared top. Relaxing and fun with no two alike. Trust me, you'll be hooked!

4 Hrs. 2"W x 5"H

All Levels

\$35

# From the Mountains to the Coast...

## Never Enough Baskets

March 22-25, 2018

Durham, NC



SU4173 Sunday 8am-12pm

### Chinese New Year

**Candace Katz**  
Springdale AR

Starting on a slotted oval base weaving techniques include continuous weave, stop/start, 4 rod wale and using seagrass for the outside rim. Additional embellishment will be a Chinese coin and a variety of buttons of your choosing.

4 Hrs. 5"W x 9"L x 5.5"H

**Beg/Intermediate \$32**



SU4198 Sunday 8am-12pm

### Wraps

**Karen Kotecki**  
Dousman, WI

Wraps presents a delightful and organic weaving experience as you wrap around rocks. Basic techniques will be included in the instruction sheet. It will be up to you to combine these techniques you're your choice of pattern. Lots of materials provided. Expect to finish 3-4 Wraps in this 4-hour class. Thank you Deloss Webber for your inspiration and kind permission.

4 Hrs. Varies

**All Levels \$50**



SU420 Sunday 8am-12pm

### Victorian Wicker Heart

**Laura Lee Zanger**  
Augusta, GA

The Victorian Wicker Heart is a lovely basket made easy to weave with a template and 12 wooden clothespins. Learn how this elegant design comes together in a very orderly manner.

4 Hrs. 9"W x 8"L x 1.5"H

**All Levels \$35**



SU4203 Sunday 8am-12pm


### Biker's Friend

**Judy Wobbleton**  
Williamston, NC

Woven with a solid bottom this basket will hold your special items on your outing. Basket is woven in an under over pattern with overlays and twinned arrows. Student will create a slight bowed front as they shape this basket. Basket is finished with parachute strap adjustable handles. This basket also works well attached to walkers

4 Hrs. 8"W x 13"L x 8"H

**Beg/Intermediate \$45**



SU4205 Sunday 8am-12pm

### Sciathog

**Bonnie Gale**  
Norwich, NY

This classic Irish potato straining frame basket starts with a prepared and dried hoop. Students will place the first set of ribs using God's Eye weaving. Randing weave continues from each side as the other sets of ribs are progressively inserted. A range of naturally processed and colored willows allow students to experiment with design variations.

4 Hrs. 3"H x 12"D

**All Levels \$68**



SU4224 Sunday 8am-12pm

### Christine

**Gina Kieft**  
Rothbury, MI

This beautiful basket starts with an interwoven round reed base. A variety of colors will be offered to weave with. Shaping will be highly stressed as you weave continuously up the sides of the basket. Learn a double paired arrow weave. Top the basket with a breaded border using the round reed spokes.

4 Hrs. 6"W x 6"L x 5"H

**Beg/Intermediate \$28**



# From the Mountains to the Coast...

## Never Enough Baskets

March 22-25, 2018

Durham, NC



SU4242

Sunday 8am-12pm

### Candle Light

**Sharon Klusman**  
Tallmadge, OH

Choose the Teal Starfish design OR Burgundy Leaf design. Begin with a wooden base using round reed spokes that end in a simple braided rim. Learn this 4-strand braid woven with bleached hamburger cane and embellish with burlap, leather cording and bow. You will receive this elegant fluted glass candle holder and real candle along with all embellishments shown. Specify design choice.

4 Hrs.

9"H x 4"D

**Intermediate**

**\$44**



SU4250

Sunday 8am-12pm

### Braid on Top

**Eileen LaPorte**  
Washington, MI

This basket will begin with an open weave with round reed. The sides of the basket are done in a continuous weave. Top it off with a braid. Lots of shaping will be necessary for both the bottom and sides of the basket. Several color choices for the sides

4 Hrs.

5"H x 7"D

**Beg/Intermediate**

**\$40**



SU4268

Sunday 8am-12pm

### Alaskan Yellow Cedar Bangles

**Pam Talsky**  
Waterford, WI

Learn the joy of weaving with hand harvested and prepared Alaskan yellow cedar from Thorne Bay, Alaska! Everyone will finish one in class.

Materials provided make 2 – some may finish both in class time, or take a kit home to re-enforce what you learned! Very comfortable to wear!

**SPECIAL TOOLS NEEDED:** Spray bottle, ONE clothespin, scissors, weave rite, needle nose, towel - NO BUCKET!

4 Hrs.

5/8" W x Varies to fit wrist

**All Levels**

**\$35**



SU4283

Sunday 8am-12pm

### 1 1/2" Nantucket

**Joni Dee Ross**  
Summerfield, NC

Students will learn the techniques needed to make miniature baskets. The 1 1/2" Nantucket will have a hardwood base, slip on rim and handle that is attached with bone knobs. Students will be taught a simple pattern that may be used in any basket. The staves and weavers are cane. Learn the skills needed to make small Nantucket baskets.

4 Hrs. 1.75"H w/handles x 1.5"D

**All Levels**

**\$45**



SU429

Sunday 8am-12pm

### Light My Fire Tealights

**Barb McNally**  
Indianapolis, IN

And now for something completely different! Start with a wax or battery powered tealight, some 11/0 Japanese dellica beads, and simple instructions, and you have a unique beaded treasure. Class kit includes supplies for two tealights. Teacher will provide battery powered Ott lights for use in class.

4 Hrs.

.5 "H x 1.5"D

**All Levels**

**\$30**



SU447

Sunday 8am-12pm

### Paper Boxes

**Annetta Kraayeveld**  
Beloit, WI

Three simply elegant boxes; more challenging then you would expect and so much fun! Make them all in one color or mix and match paper. Teacher will provide a wide choice of paper (painted and precut). Students will finish at least one box.

4 Hrs. Small box 2" x 2" x 2"

Med.box 2 1/2" x 2 1/2" x 2 1/2"

Large box 3 3/8" x 3 3/8" x 3 3/8"

**Inter/Advanced**

**\$55**

# From the Mountains to the Coast...

## Never Enough Baskets

March 22-25, 2018

Durham, NC



SU455 Sunday 8am-12pm


### Nantucket Angel

**Bill White**  
New Bern, NC

This Nantucket Angel is woven with cane over a mold. It has cherry rims at bottom edge and hardwood body. The wings are of wire mesh decorated with burlap ribbon and floral pips. The arms are of tin holding a rusty tin star and other florals. Her wings will be pre-decorated and ready to attach. The Angel will be pre-started for students. Contact me, if you are left handed at whitesbaskets@gmail.com. Mold included with class.

4 Hrs. 11"H

**All Level \$75**



SU460 Sunday 8am-12pm

### Copper Desert Wine Tote

**Julie Keinrath**  
Grand Junction, CO

Woven on a wood base around a mold that is included with the class. Woven with flat floral wire using dyed round reed as a shadow weave. Shaping will be a challenge as well as weaving with this unusual material. The color of the wire is copper and the shadow weaver will be turquoise. The basket is finished with a sewn leather handle with a waxed linen lashing and beaded embellishment.

4 Hrs. 9.25"H x 4"D

**Beginner/Intermediate \$60**



SU473 Sunday 8am-12pm

### Tiny Tapestry Necklace

**Pamela Zimmerman**  
Washington, NC

Tapestry is a new weaving wave! Make your own tiny loom, weave your choice of bead styles, threads and recycled fibers to make a unique tapestry necklace. Select a charm from Pamela's personally handmade cache to embellish the finished piece! Bring personal light, magnifier, sharp scissors. If you have fabric scraps or threads to incorporate, you can bring those, too!

4 Hrs. 3"W x 4"L

**Beginner \$45**



SU490 Sunday 8am-12pm

### Oak French Bread Basket

**Billy Owens**  
Jenkins, MO

The French Bread is made of Hand split White Oak from trees I cut and prepare by hand, it is one of the newest baskets I teach and has a rectangle woven oak herringbone bottom and Oval at the top. I will share all things concerning White Oak, how I select, cut and prepare the tree into suitable weaving material. The basket will be woven on a mold and everyone should Finish in class and leave with a beautiful, functional and sturdy basket that will last a lifetime.

4 Hrs. 4"W x 15"L x 4"H

**All Levels \$50**



SUMB2152 Sunday 8am-10am

### Country Night Light

**Pam Feix**  
Eaton, OH

This a cute and fun little woven treasure to make. The woven part of the project is 2" tall x 1-7/8" wide. The student will use continuous weaving with round reed and with flat/oval reed. The rim will be added and lashed on with waxed linen. A rusty tin star will be added to embellish the night light. Electrical components and silicone dipped bulb included.

2 Hrs. 1 7/8"W x 2"H

**All Levels \$15**



SUMB2257 Sunday 8am-10am

### Pencil Holder

**Karen Unroe**  
Rockbridge, OH

This attractive basket would look great on any desk. Twined base and embellished with star brads. Emphasis on weaving tension.

2 Hrs. 5" H x 3" Dia.

**Beg/Intermediate \$18**

# From the Mountains to the Coast...

## Never Enough Baskets

March 22-25, 2018

Durham, NC



SUMB2286 Sunday 8am-10am

### Six Decorative Handle Wrap Techniques

**Pati English**  
Seneca, SC

Select two handle wrap designs and two oak handles of various sizes. Wrap with your choice of handle wrap techniques. Finish two designs from the six included in pattern: newest Triple-Triple Braid Weave, Ti-Twine Diagonal Wrap, Triple Braid Cane Wrap with new Dyed Handle Grip, Chevron Arrow a.k.a. Flying Geese Wrap, Double Braid Wrap, and Twill Wrap. Transition these skills to your baskets for a comfortable and decorative handle grip adding that special touch to your handwoven baskets.

2 Hrs. 10"W x 17"H approx.

All Levels

\$44



SUMB240 Sunday 8am-10am

### Harvey

**Debbie Hurd**  
Garfield, AR

Fun, fast and easy little basket to weave. Basic weaving techniques are use: laying out square base, locking row, start/stop weaving, triple twining, double lashing. The X's add a little extra to make this basket fun. Color at class time. Students will need to bring a small bent tip packer.

2 Hrs. 7"W x 7"L x 5"H

All Levels

\$22



## Basket Bingo

**\*New Event**

Come early and join us for this new pre-convention event for NCBA Convention 2018.

Wednesday evening at 8:30 pm- Imperial Ballroom- Open Weave

We are asking for a \$5 donation for 6 bingo cards.

Prizes will all be basket related items.

Join us for some great fun!

# From the Mountains to the Coast...

## Never Enough Baskets

March 22-25, 2018

**Peggy Adelman**  
Greensboro, NC

My basket career started about 17 years ago when we first moved to North Carolina. I took a basket making class at Guilford Technical Community College. From there I joined the North Carolina Basket Makers Association and have taken many classes and workshops from different teachers. In 2010, I became the basket making instructor at GTCC. After taking a paper marbling class at John C Campbell Folk Art School, I started designing marbled and hand painted paper baskets. I have begun to spread my wings in the last several years I have begun to teach my original designs at national basket making conventions. As you can tell, I love weaving baskets and helping others learn the craft. My web site is [Bluemoonbaskets.com](http://Bluemoonbaskets.com). Pages 17, 21, 28,33

**Linda Scherz Allen**  
Rome, NY

My passion for basketry started more than 30 years ago. My interest quickly expanded to designing, teaching, occasional exhibiting and juried shows. I enjoy working with a variety of materials including, reed, bark that I harvest, waxed linen, beads, and various materials. Mostly self-taught, I love to create with color, design and a combination of materials. Teaching in many states, I enjoy getting to know other basket makers. It's rewarding to teach, seeing student's progress and excitement with what they learned and made. Pages 16,18, 32

**Jan Beyma**  
Wilmington, NC

I have been teaching and weaving basket for over 20 years. I have taught at NCBA & GA,KY, PA, and TN conventions, seminars and for our local Port City Guild. I enjoy weaving Nantucket baskets. I love to stimulate the interest of basket weaving and sharing weaving tips with others that I've learned over the years, while also learning new tips from my students. I consider myself a non-traditional Nantucket weaver as I find common things to use as molds for my classes. I usually will incorporate a twill weave of some kind into my baskets. I have served on the NCBA board as membership chair and member at large over the years. Pages 16, 24, 33

**Anne Bowers**  
Kearneyville, WV

Anne has been weaving since the early 1980's, was a production weaver for years and now creates baskets at home in her studio in the Eastern Panhandle of West Virginia. She has taught for many years and makes it a goal to help each student enjoy and learn in each of her classes. Her specialty is ribbed basketry and her work has appeared in many exhibits including the NCBA exhibit room where she has won several awards. She is still fascinated by the woven form and continues to learn and share her knowledge. She is a founding member of the Over the Mountain Studio Tour which is in its 28th year. Pages 14, 22, 29, 34

**Penny Burchfield**  
Roxboro, NC

I remember the first basket I wove in 2008. All the way home I kept looking back at it and could not believe what I had just accomplished. As I grew in skills I knew I wanted to

Durham, NC

share that same excitement. I began teaching in 2010 at guild meetings and annual weave-ins in NC and Va. Sharing what I've learned brings great joy to me along with all the fun and fellowship that comes with weavers everywhere! Pages 12, 32

**Juanita Carreon**  
Havelock, NC

I started weaving baskets January 23, 1996 with Kathy Libby. I fell in love with the art of making baskets. I have coordinated NCBA Conventions in 2004 and 2014. I have been a Member At Large and currently Member At Large for NCBA. I have a shop Basket Addict where I sell gifts, weaving materials and teach basket classes. Page 11, 18, 19

**Char Ciammaichella**  
Aurora, OH

Char has been weaving for over 23 years and teaching for the last 12 years. She weaves mainly with reed and loves playing with color placement to get many different and interesting patterns. She teaches at home, at guild gatherings, and many weaving conventions. She loves teaching and passing down the weaving techniques to all. She has opened her website [www.charsweavings.com](http://www.charsweavings.com) to purchase basket kits and basket related jewelry, and is constantly trying new techniques, colors and ideas! She has been the coordinator for Winter Weave Conference the last 20 years. Pages 14, 21, 28, 34

**Jenny Elzy**  
Atlantic Beach, NC

I have been weaving for 25years, attending my first NCBA Convention in 1994. Over the years I have



# From the Mountains to the Coast...

## Never Enough Baskets

March 22-25, 2018

enjoyed learning from many different teachers and have tried to share that with others. I enjoy teaching groups of all ages as well as teaching at local guild meetings. NCBA Seminar 2016 was my first year teaching for NCBA. Over the years, my baskets have won awards at the county fair, at Carteret Co. Art from the Heart, and are being displayed locally. Page 31

**Pati English**  
Seneca, SC

Teaching in her studio, museums, guilds, and conventions. Pati enjoys sharing her love of baskets with weavers of all ages. The view out her studio windows, the Blue Ridge Mountains and beyond, is inspiration for color combinations in original designs. She hand dyes all materials for her baskets and classes, for patterns available nationally and her website, [w.BasketsMySpecialty.com](http://w.BasketsMySpecialty.com). S.C. Art Commission Resident Artist and former Teacher/Librarian, Pati dreamed of writing a book. Now in print, Award-Winning Basket Designs; Techniques and Patterns For All Levels, features 349 color photographs, award winning patterns, and more. Pages 16, 25, 28, 38

**Pam Feix**  
Eaton, OH

Pam loves to weave and create new designs to share with others. She weaves different styles of baskets, but typically designs reed baskets with wood bases. She has been weaving for 24 years. She has taught at conventions in Ohio, Indiana, Illinois, Pennsylvania, Wisconsin, Missouri, Texas, Kentucky, Tennessee, West Virginia, Michigan, Georgia, Delaware, Arkansas and on the BasketWeaving Cruise. She is also a Boy Scout merit badge counselor in basketry. Pam is co-founder/co-

coordinator of the Stateline Friends Weaving Retreat in Richmond, IN and also coordinates the Heritage Basketry Guild's Fall Weave in Dayton, Ohio. Simply put, Pam loves Basketry! Pages 17, 22, 29, 37

**Bonnie Gale**  
Norwich, NY

Bonnie Gale has been a professional willow basket maker and willow artist for the past 32 years. Her baskets are part of the collections at Plymouth Plantation and Mount Vernon Estate. Her living willow installations have been featured in Vogue, Vogue Living, House and Garden and Fiber Arts magazines. In 2010, she appeared on the Martha Stewart Show. She was featured in the new public television series Artist Café in 2013. She produced her first book: Living Willow Form in 2014. Her main website is [ww.bonniegale.com](http://ww.bonniegale.com). Pages 15, 23, 27, 35

**Ruth Garcia**  
Westerly, RI

Ruth has been weaving for over twenty years and is fond of the Nantucket tradition of basket weaving. Her creations have won numerous awards and been accepted into juried exhibits. She has won the Best Nantucket or woven Exhibit in both ABM and NCBA conventions. Along with her Nantucket basketwork, she has received recognition for her paper basket creations. Beside designing and developing new techniques, Ruth loves to teach and has taught at many guild gatherings and conventions. Pages 14, 19, 29, 34

**Kathy Garren**  
Chocowinity, NC

Durham, NC

Kathy has been weaving baskets since 1986. Kathy really enjoys working with long leaf pine needles, which she gathers herself. For the past several years, Kathy and her sister, Lisa, have combined pine needle basketry with hand-thrown pottery bases, bowls and vases to make artisan quality pieces. It is Kathy's desire to win basket makers over to pine needle basketry by creating projects that are simple, fun, unique and not too time-consuming. Pages 16, 21, 29, 34

**Bonnie Geiger**  
Columbia, SC

Bonnie learned to weave in 1999 and was a solitary weaver who improved her skills with practice, trial and error, and many "ok, that won't work" attempts which ultimately led to "WOW---check it out" results. After retirement, she joined basketry guilds and attended conventions in an effort to expand her weaving skills/knowledge. Aside from weaving, her second passion is teaching basket classes. Bonnie's favorite weaving theme is to always "think outside the box". Page 31

**Kay Harriger**  
Goldsboro, NC

I started weaving in 1987 and now it is an obsession. ..to see if I can make large baskets into small ones, if possible. I like to use different materials and combine them. Pages 19, 26

**Debbie Hurd**  
Garfield, AR

Debbie began weaving about 30 years ago at a community education program in Arkansas. She retired from teaching first grade reading and is now actively designing new baskets, traveling, and working with her local guild. She has taught in AR, KS, OK, MO, IL, IN, NC, TX, OH, KY, WI, AL, WV, PA and NE at

# From the Mountains to the Coast...

## Never Enough Baskets

March 22-25, 2018

conventions, guilds and small groups. She also taught on the Basket Weaving Cruise in 2010, 2012 and 2014. She and Candace Katz co-own the business, Bases To Weave. Pages 11, 13, 20, 38

### **Gail Hutchinson**

*Milton, WV*

I travel the USA teaching the love of basketry. Creating new designs and teaching is such a joy. Watching students turn technique into a completed basket is what I enjoy the most. I have created well over 100 patterns and taught most of them. Most days you can find me weaving or preparing for class in my workshop. On off days I love playing with paper and beads OR...just watching my Grandchildren grow. Pages 17,23,30

### **Candace Katz**

*Springdale, AR*

Candace has been weaving for 20 years and teaching for 15 years. Her designs include wood bases woven with reed, maple & cane. She has taught at MBG, LLWB, KBA, NCBA, Stateline, Oklahoma and Kansas weekend weaves. Candace is partners with Debbie Hurd in Bases to Weave, a supplier of wood base products for basket weaving. She enjoys meeting new people, visiting with old friends and sharing tips & tricks. For her, the journey is all about the love of the weave. Pages 14, 22, 30, 35

### **Carolyn Kemp**

*Lancaster, SC*

Carolyn is a basket maker and watercolorist. Her interest in painting came early in life, her passion for basket making came later. Today both are very important parts of Carolyn's creative life. Carolyn has been an active part of NCBA since the organization began. As the illustrator of many books and patterns on basket making she loves baskets not only as

useful containers but as works of art as well. Pages 13, 26,28

### **Gina Kieft**

*Rothbury, MI*

Gina began weaving baskets 20 years ago at her local Community Ed and fell in love from the start. She has over 90 patterns written and has works published in two basket magazines. She has won several awards in exhibit rooms at conventions. She teaches her love of basket weaving throughout the United States, as well as her home studio. Gina enjoys teaching at her local Artisan Center, Council on Aging, Girl Scouts and many other private groups. She sells her baskets at two local stores and the local farmer's market. Trying new mediums and new techniques is something she enjoys; however twill is her favorite. Pages 15, 23, 27, 35

### **Julie Kleinrath**

*Grand Junction, CO*

Julie has been weaving for the last 26 years and teaching for the last 23. She published her first book in 2010 and is working on her second reflecting her own designs and tidbits that will assist any weaver. Julie's baskets have been exhibited in galleries and have won several awards. She is a resident artist at the Artist Haven, located in Grand Junction, CO. Her favorite part of teaching is seeing the joy on her students' faces when they finish their first basket. Pages 13, 24, 33, 37

### **Sharon Klusmann**

*Tallmadge, OH*

Sharon Klusmann has been weaving, designing and teaching basketry for 31 years. Her website: [www.SharonKlusmann.com](http://www.SharonKlusmann.com) has seven pages of her original designs. She not only teaches basketry from her home studio in Tallmadge, OH but at national conventions and guilds throughout the country. She has had three of her designs featured in Create

Durham, NC

and Decorate Magazine, and is the author of *Business in a Basket* to help others who love basket weaving turn their passion into a successful teaching business. Pages 15, 19, 31, 36

### **Annetta Kraayeveld**

*Beloit, WI*

Annetta's home and studio are full of baskets: the collecting started when she was a child; the weaving, in 1994 when she found a book and begged a lesson. She is still obsessed with baskets and finds great satisfaction working with her hands, merging an age old art form with the contemporary world. Since 2000, Annetta has enjoyed teaching at basketry events and guilds across North America. In 2015, Annetta started a weekly blog called the Basket Teacher; you can read it at [www.prairiewoodbasketry.com](http://www.prairiewoodbasketry.com) Pages 18, 25, 32,36

### **Karen Kotecki**

*Dousman, WI*

Karen's license plate holder says it all: "Id Rather Be Basket Weaving". She creates her designs incorporating reed, woods, barks, and cane. Weaving with her hand-painted paper is her current passion, expanding her exploration of design and color. The opportunity to share her knowledge and be inspired by the work of others drives Karen's desire to teach. Pages 17, 23, 30, 35

### **Eileen La Porte**

*Washington, MI*

I have been weaving baskets for over 30 years and I still enjoy weaving and teaching basketry. I have taught at local guilds, and craft shops as well as state conferences. My material is mainly reed. Basketry has taken me to England, Germany, New Zealand and Australia as well as many parts of the USA. Pages 12, 20, 27, 36

# From the Mountains to the Coast...

March 22-25, 2018

**Jennifer Lee**  
*Plainfield, MA*

I have been making bark baskets for 36 years because I find the process so enjoyable. My interest began with the study of how my Native ancestors lived with the land. Just as the bison provides so much for the Lakota people of the plains, bark is the main material culture of the Northeast Woodlands. Bark covers our wigwams and canoes, stored our food, and made clothing. Teaching basket classes and providing educational programs are a major part of my life. Pages 15, 20, 25, 26

**Peggy McCarson**  
*Simpsonville, SC*

Peggy McCarson enjoys going to antique shops for inspiration for baskets. She also enjoys teaching because she learns so much from her students. No two baskets are alike and no two students read the directions the same way. After weaving for almost 20 years and teaching for 15, Peggy likes the variety that comes with this craft. Pages 12, 19, 29

**Barbara McCormick**  
*McClellonville, SC*

Barbara McCormick was born in and raised in Mount Pleasant, South Carolina where she learned the trade of sweet grass basket weaving from her mother, aunts, and other family members at an early age. She has since carried on this tradition and has shared her talent with others including her family. Barbara teaches several classes and has her work displayed in several publications and other public venues. Sweetgrass basket weaving is an art form that came from West Africa over 300 years ago during slavery. Pages 18, 24, 27

**Mary and Jimmie Earl McKinzie**  
*Washington, IL*

Mary's love of baskets led her to weaving classes, soon involving

## Never Enough Baskets

Jimmie Earl. Now weaving together for over 20 years, both are juried members of the Illinois Artisans Association. Mary is Past-President of LLBWA in Illinois. Students, surprised to discover that Mary and Jimmie Earl both teach, quickly appreciate the extra instruction this unique teaching duo provide. They enjoy designing, weaving and teaching basketry at home, at guilds and conventions in IL, MO, IN, OH, KY, TN, OK, and NC, and on the Basket Cruise. Pages 11, 21, 29

**Barb McNally**  
*Indianapolis, IN*

My beading obsession began when I was in junior high with a purchase of some seed beads from the local Ben Franklin. I started stringing "love beads," then I moved on to bead weaving. The beading took a back seat when I started weaving baskets, but soon came back with a vengeance. My work room now overflows with basket reed, handles, delica beads, and too many beading books. Page 16, 20, 27, 36

**Dona Nazarenko**  
*Tunbridge, VT*

When the snow "flies" or the rain pours, that's when I really enjoy creating baskets, whether in reed or birch bark. Most of my wooden accents are made by my husband, Warren. We are owners of Country Spirit Baskets since 1988 and offer a variety of workshops in our studio. When I'm not teaching classes, I can am traveling across the country teaching basketry at galleries, art schools and conventions. Pages 11, 12, 21, 26

**Billy Owens**  
*Jenkins, MO*

I am a second generation White Oak basket maker from the Ozark mountains of SW Missouri. I prepare by hand all of the White Oak material that I use in my baskets from trees that I select, cut/harvest using an old

Durham, NC

homemade tool called a "Split Knife" that my dad made and used. I teach in conventions and workshops all over the country sharing our Ozark tradition and culture of White Oak basket making. I try to insure everyone leaves with a Finished basket that they are proud of and that will last a life time. Pages 13, 25, 33, 37

**Jean Reed**  
*Hill, NH*

Murray Hill Weaving is Jean Reed's dream come true – resulting from her love of basketry, chair seating and jewelry making for over 30 years. Located in Hill, NH, the heart of New England, Jean teaches an array of classes in her shop. You'll always find talented artists from all over the world sharing their knowledge and skills with students at MHW. Pages 17, 21, 28, 33

**Joni-Dee Ross**  
*Summerfield, NC*

Joni-Dee founded Handmade North Carolina Baskets in 1991. Now living in Summerfield, NC, she also co-owns The Woodland Nantucket Retreat Company with Denise Bendelewski of Magnolia Baskets. She has written and published over 87 basket patterns. She and partner Denise will soon be publishing a book of basket patterns and weaving techniques. Joni-Dee's husband of 39 years, David Ross, is an experienced woodworker. Together they create new molds and baskets, along with conducting private workshops in their studio. Pages 24, 32, 36

**Elaine Sinclair**  
*Salem, WV*

In 1989 I decided to explore the world of basket weaving through the West Virginia Homemakers Club. Shortly thereafter, I began teaching classes of my own. I have taught in several states and at my church vacation bible school. In about 2006, I was juried

# From the Mountains to the Coast...

## Never Enough Baskets

March 22-25, 2018

into Tamarack in Beckley, WV, where one can still find my baskets and penny rugs for sale. In 2011 I was chosen as 1 of the top 15 out of 3000 artisans and was featured in "West Virginia Living Magazine" for receiving this honor. Pages 11, 13, 20, 26, 34

### **Lisa Sowers**

*Fort Mill, SC*

Lisa turned her love of art into a career by studying graphic design and fine art at East Carolina University. After working for many years as a computer graphic artist she was introduced to clay nearly 20 years ago and has since built a fully equipped studio. Having studied extensively with other working potters through guild memberships and workshops she is always striving to learn more about the world of ceramics. A new addition to her work is designing bowls, vases and center pieces for basketry. Pages 16, 21, 29, 34

### **Selena Straughn**

*Moundsville, WV*

In 2008 I took a couple classes offered at the local WVU Extension office and was pumped until I found out they were no longer offering classes. Over the next several months I sat in my basement and taught myself to weave. I was able to start and continue to this date offering community education classes at the same WVU Extension office and have formed a Guild/CESO club and enjoy sharing my love of weaving with others. Baskets are like flowers, great for any occasion. Pages 15, 23, 27

### **Pam Talsky**

*Waterford, WI*

It started with a pine needle basket in June of 1994. Pam has since traveled to Thailand, Ireland, Scotland, Hawaii and Alaska to continue to learn more. She loves everything about weaving, from the gathering and preparation of materials to creating beautiful, mostly

functional vessels. The connection of weaving across the cultures continues to amaze and inspire her. Sharing her knowledge and continuing to learn from other weavers brings her great joy. Pam has earned numerous awards over the past 24 years of weaving and teaching. Her work has been featured and on the cover of the Wisconsin People & Ideas Magazine, the National Basketry Organization's Quarterly Review Summer 2015, as well as in Fiber Art Now in 2015.

She teaches all over the country. Her teaching schedule is available at [www.pamtalsky.com](http://www.pamtalsky.com) In 2001 she donated 3 weeks and over 200 hours of time to weave a family of willow Tepees for the Ronald McDonald house, which are still used by the kids today. She completed three baskets for the Hoard Museum of Fort Atkinson, which are permanently displayed in their Mystery of the Mounds Exhibit, opened April 2009. She traveled to Dharmasala, India for 2 ½ weeks in November of 2010 to teach the local women pine needle basketry so that they may have an industry to earn a living and make use of their long leaf Cher pine needles. Pages 17, 22, 30, 35

### **Eric Taylor**

*McMinnville, TN*

Eric lives in middle Tennessee and has been involved in traditional basket making for over twenty five years. His love for working with wood and the brown ash tree inspired him to experiment further in the art. He started creating his own contemporary designs that combined the elements of Shaker and Nantucket baskets. He has won several awards and has been featured in multiple publications. Recently one of his baskets was shown in The Cole Ware Collection at the Smithsonian American Art Museum. Pages 12, 20, 30

### **Kathy Taylor**

*Hohenwald, TN*

In 1999 while working at Dartmouth College in Hanover, NH I met Nathan Taylor. Nathan and I became friends

Durham, NC

making baskets together. We married, sold our homes and opened a new basket shop in Warner, NH. Here I built my skills as an ash splint basket maker. Eventually we followed the warm weather to Hohenwald, Tennessee and opened a basket shop. After 16 years of running the office and designing baskets, I have decided to pass on some of my basket skills in wood splint basketry. Pages 14, 22, 30

### **Karen Unroe**

*Rockbridge, OH*

I made her first basket in 1987 with Hocking County's beloved Leota Hutchison as the instructor. From that moment on she was smitten with the art of basket making. Basketry has become my primary focus of creation because of her ability to grasp the beauty and usefulness of this very old handcraft. I concentrate on making the traditional style baskets for her local craft shows. I love to incorporate embellishments (buttons, wood cutouts, etc.) and reed accents on her baskets to create an expression of beauty, grace, or whimsy. I began teaching basket making in 1990 and taught at state conventions and small basket weaving conferences for many years. (formerly known as Karen Wheeler) She loves to share her knowledge and love of this traditional craft. I had to take a break from teaching for many years. She weaves from her home in Rockbridge, OH. She now enjoys designing new baskets and is ready to embark on her new journey in the world of basket weaving. Pages 24, 31, 37

### **Bill White**

*New Bern, NC*

Bill has taught for NCBA Conventions and Seminars for almost 30 years. Bill is a past NCBA Board member and photographer. He has served as the 2008 Convention coordinator along with Charlene. Bill is best known for designing and making all his molds and working parts for the Whites' classes. He enjoys making other style baskets, but Nantucket baskets are his passion. Pages 16, 25, 32, 37



# From the Mountains to the Coast...

## Never Enough Baskets

March 22-25, 2018

Durham, NC

### **Debbie Wilson**

*Travelers Rest, SC*

I am a retired art teacher and have been involved in basket making about 18 years. Gourds are my next love and I feel that weaving and gourds complement each other beautifully. I have taught numerous workshops on the two mediums over the years, I enjoy watching students learn and always take away something they impart to me. Teaching- learning is such a wonderful two way street! [www.artbasgo.com](http://www.artbasgo.com). Pages 18, 26

### **Judy Wobbleton**

*Williamston, NC*

Basketry artist, Judy Wobbleton, has been weaving baskets for over 30 years. She uses traditional techniques to create functional pieces influenced by Native American and traditional Appalachian designs. She is also cofounder of NCBA, currently serving as Treasurer and previously as president, Convention Coordinator, CRC Chair, and Membership Chair. Judy's work has been featured in several publications including *NC Our State* magazine, *The Basket Book*, *Basketmaker's Baskets*, *Craft Works in the Home*, *A Basketmaker's Odyssey*, *Over, Under, Around and Through* and *The Ultimate Basket Book*. Pages 12, 23, 31, 35

### **Laura Lee Zanger**

*Augusta, GA*

Laura Lee Zanger has been designing baskets and writing patterns since October 2000. She has been teaching on

the basketry circuit since 2002 and enjoys expressing her creativity using Cherokee, Choctaw, Chitimacha and Caddo twill techniques and designs. Her goal is to share the "thrill of twill" through Southeastern Native American traditions of making single and double woven baskets. Laura Lee has also written many instructional books that include humorous basketry poems that make learning fun. Pages 17, 22, 30, 35

### **Pamela Zimmerman**

*Washington, NC*

Pamela has won numerous awards in art shows for her contemporary works and horsehair miniatures. She currently focuses on weaving "green" wedding baskets, made from chemical free, pesticide free collected wild materials, to be featured in organic "green" weddings. Pamela is co-founder of the Natural Fibers Group, and she coordinated NCBA 2006 convention, Co-Coordinated 2009 Convention, and NCBA Secretary from 2007 – 2011. She has been NCBA webmaster since 2002. She is the founder/webmaster of the internet-based Pine Needle Group. Pages 11, 13, 25, 33, 37

### **Judy Zugish**

*Marysville, WA*

Judy Zugish is a basketry artist and teacher whose work is experimental and sculpted from nature. She has explored plants in her fiber arts garden for over 30 years with keen curiosity. In 1991, she dedicated her energies to starting a field school on her nursery property hosting national and international instructors to the Northwest. A gypsy by nature, she has been roaming widely since 1998, leading journeys in basketmaking to Japan and England, Denmark, France and Germany. She lives in Marysville, WA, where she can be found deep in the foliage or working in her studio, surrounded by "ceiling bark" Find her gardens, art, and school at [www.twigtwisters.com](http://www.twigtwisters.com) Pages 14, 22, 32, 34



**Never Enough Baskets**

**March 22-25, 2018**

